

2019 Clergy Tax Return Preparation Guide for 2018 Returns

Richard R. Hammar, J.D., LL.M., CPA
Senior Editor, Church Law & Tax Report

ACKNOWLEDGEMENTS

Both the author and Christianity Today's Church Law & Tax Team would like to thank CPA Elaine Sommerville and Attorney and CPA Frank Sommerville for their assistance with reviewing the material in the Guide.

Copyright 2019 Christianity Today International. *Clergy Tax Return Preparation Guide* by Richard R. Hammar. Used with permission.

This publication is intended to provide a timely, accurate, and authoritative discussion of tax reporting compliance, and the impact of recent changes in the tax laws. It is not intended as a substitute for legal, accounting, or other professional advice. If legal, tax, or other expert assistance is required, the services of a competent professional should be sought. Although we believe this book provides accurate information, there may be changes resulting from IRS or judicial interpretations of the Tax Code, new tax regulations, or technical corrections that occurred after the printing of this edition that are not reflected in the text.

A Supplement to the 2019 Clergy Tax Return Preparation Guide for 2018 Returns

For the 2018 tax year, the Church Pension Group (CPG) is providing the *2019 Clergy Tax Return Preparation Guide for 2018 Returns* (the Guide) as a reference to help clergy prepare their federal tax returns. The Guide is written by Richard R. Hammar, Senior Editor of *Church Law & Tax Report* and is available on CPG's website at cpg.org.

As a complement to the Guide, this supplement, presented in a question-and-answer format, highlights key taxation issues and provides further information on the reporting requirements cited in the Guide, clarifying their specific application to clergy of the Episcopal Church.

Note: Should you have questions about clergy federal income taxes that are not covered here, please call CPG's Tax Hotline:

Nancy Fritschner, CPA	(877) 305-1414
The Rev. Canon William Geisler, CPA-Retired	(877) 305-1415
Dolly Rios*, CPA	(833) 363-5751

**Fluent in English and Spanish*

Please note that the service these individuals will provide is of an informational nature. It should not be viewed as tax, legal, financial, or other advice. You must contact your tax advisor for assistance in preparing your tax returns or for other tax advice.

Eligibility



Q1. *For tax purposes, who is considered a minister in the Episcopal Church?*

A1. In the Episcopal Church, only bishops, priests, and deacons (ordained ministers, as opposed to lay ministers) meet the criteria for the IRS designation of "minister." See page 16 of the Guide for an explanation of the importance of understanding whether you qualify as a minister for tax purposes.

Q2. *What types of organizations qualify as Church organizations?*

A2. Church organizations include Episcopal parishes and missions, dioceses, schools, and institutions associated with the Episcopal Church. The approval of an Extension of Ministry under The Church Pension Fund Clergy Pension Plan does not automatically qualify a cleric for clergy tax treatment. Also, pay received for work performed for organizations not associated with the Church may not qualify as the "exercise of ministry." Work performed directly for the Church is considered "exercise of ministry," no matter the nature of the work. Generally, work for non-Church organizations does not qualify for the housing allowance, unless that work is primarily sacerdotal. Pay for such work is subject to income tax and self-employment tax withholding.

Basics of Clergy Taxation



Q3. *What are the key federal tax provisions that apply to clergy income?*

A3. The key provisions include the following:

Self-employment tax. In lieu of FICA taxes, clergy pay self-employment tax, also known as SECA or SET. Clergy are not eligible to have FICA taxes withheld from their church pay. Reimbursements from your employer of SECA/SET are taxable as wages and are assessable under The Church Pension Fund Clergy Pension Plan. Note, however, that even though clergy pay SECA tax, most ministers are considered employees and should receive a *Federal Form W-2* from their employer.

Estimated taxes. Clergy must pay quarterly estimated taxes or request that their employer voluntarily withhold income taxes. Clergy can request that an additional amount of income tax be withheld to cover their self-employment tax. The additional amount will be reported as federal income tax.

Housing allowance. A cleric can have a portion of his or her salary declared as a housing allowance, and thereby exempt the eligible amount from federal income tax. Note that under Section 107 of the Internal Revenue Code, clergy pension distributions can also be declared as a housing allowance. (This provision does not apply to the cleric's surviving spouse.) For additional information, please refer to Part 3 of the Guide.

CPF Form B immediately follows this supplement. It explains how CPF declares the full amount of all benefits paid from retirement and disability plans sponsored by CPF to retired and disabled clergy as a housing allowance, and how to apply it for tax purposes. We recommend that you place a copy of *CPF Form B* in your current tax file and provide it to your tax preparer.

How Can I...?



Q4. *How can I find a tax preparer?*

A4. If you decide to seek professional tax assistance, here are some tips that may help you find a competent professional:

- Ask your diocesan finance officer for recommendations.
- Use a tax preparer who is familiar with the rules that apply to clergy.
- Ask local tax professionals whether they have worked with ministers and, if so, how many.
- Ask local tax professionals a few questions to test their familiarity with ministers' tax issues. For example, ask whether ministers are employees or self-employed for Social Security and Medicare tax purposes. Anyone familiar with ministers' taxes will know that ministers always are self-employed for Social Security and Medicare tax purposes with respect to their ministerial duties. Or, ask a tax professional if a minister's church salary is subject to required income tax withholding.
- Often, tax preparers can readily familiarize themselves with clergy tax treatment by scanning the Guide and/or calling CPG's Tax Hotline (see above).

Q5. *How can I determine my housing allowance under Internal Revenue Code Section 107?*

A5. To establish a Section 107 housing allowance, your vestry or other church governing body must adopt a housing allowance resolution at the end of each calendar year for the following year. A church cannot designate a housing allowance retroactively. Please refer to the *2019 Federal Reporting Requirements for Episcopal Churches, Schools and Institutions* (pages 8–12) for additional information.

A cleric can consult with a realtor to obtain a written appraisal of the fair rental value of their furnished home. Adding utility costs to the realtor's appraisal, the cleric can recommend a housing allowance amount to the vestry. The vestry then can vote its approval of that housing allowance designation and document its action in the minutes of the meeting.

Note that only expenses incurred for the minister's primary residence are eligible for the housing allowance exclusion. Please be sure to consult your tax preparer regarding your housing allowance.

- Q6.** *How can I ensure that my expenses at a long-term care facility are eligible for the housing allowance exclusion?*
- A6.** If you are considering moving to a long-term care facility, make sure that it will give you a breakdown each year of the portions of your payments that represent the cost of housing, medical expenses, and other items. It is necessary to have such information to take proper advantage of your housing allowance and medical expense deductions on your income tax returns. Note that the IRS has ruled that the lump-sum entrance fee paid by a retired minister to gain admission to a long-term care facility can be treated as a housing expense only in the year it is actually paid and cannot be prorated over several years.
- Q7.** *How can I set up an accountable expense reimbursement plan?*
- A7.** The Tax Cuts and Jobs Act eliminated a taxpayer's ability to deduct unreimbursed business expenses. Therefore, clergy should ensure that their employer has established an accountable expense reimbursement plan. See pages 65–66 in the Guide as well as pages 12–13 of the *2019 Federal Reporting Requirements for Episcopal Churches, Schools and Institutions* for more information.

Special Tax-Reporting Issues



- Q8.** How should I report business expenses and/or declare a housing allowance for interim cures in out-of-town locations?
- A8.** This situation presents unique issues, especially for retirees who are receiving a pension. The differences in tax treatment depend on the length of the cure, and taxpayers are advised to consider them carefully:

Cures of one year or less. If the interim job is for a set duration of one year or less, the housing at the temporary location is generally treated as a business expense that can be provided by or reimbursed by the employing church tax-free to the cleric. Also, the cleric can continue to apply his or her pension income toward the housing allowance for the permanent residence's expenses. Travel expenses to and from the permanent residence and the interim job location are also treated as business expenses.

Cures of longer than one year (or uncertain period of time).

If the interim job is projected to last for more than a year or its term is uncertain (whether or not it turns out to be for less than a year is irrelevant), the cleric has generally been deemed to have moved the principal residence to the interim location. Therefore, the reimbursement of expenses relating to the temporary housing at the interim location is taxable for SECA/SET purposes and the cleric will not be able to claim a housing allowance as it relates to the housing expenses associated with his or her permanent residence.

- Q9.** *What should I understand about taxation of moving expenses?*
- A9.** Effective January 1, 2018, moving expenses can no longer be reimbursed tax-free or deducted on personal tax returns. Any payment of moving expenses or reimbursement to the cleric must be treated as taxable compensation and included as salary on *Federal Form W-2*. In addition, these amounts are assessable under The Church Pension Fund Clergy Pension Plan.
- Q10.** *What rules apply to contributions to and withdrawals from The Episcopal Church Retirement Savings Plan (RSVP)?*
- A10.** The RSVP is a 403(b) defined contribution plan, and it may be funded with earnings received from services provided to the Church and/or employer contributions. Contributions by the cleric can be made only from earnings that are reported as taxable compensation (i.e., earnings that have not been applied toward the housing allowance). See page 38 of the Guide for important limitations on contributions. Before you make any withdrawals (including required minimum distributions) from the RSVP, be sure to contact Fidelity to inform them that you are a member of the clergy and are eligible to take the distribution as a clergy housing allowance. Distributions from the RSVP are eligible to be applied toward your housing allowance, if requested at the time of withdrawal.
- Q11.** *I will turn 70 this year. What should I know about taking distributions from The Episcopal Church Retirement Savings Plan (RSVP)?*
- A11.** In order to comply with the required minimum distribution (RMD) rules under the Internal Revenue Code, The Church Pension Fund requires that all RSVP participants begin to receive their RMD by April 1st following the year in which the cleric reaches age 70½, regardless of whether his or her work status is active or retired. If you are actively employed by an Episcopal employer after age 70½, you are eligible to continue to make pre-tax contributions to the RSVP from current taxable earnings through the duration of your employment.
- Q12.** *Is the resettlement benefit payable to eligible clergy under The Church Pension Fund Clergy Pension Plan taxable?*
- A12.** If the resettlement benefit is distributed to the cleric, it is a taxable benefit. However, it may be eligible for the housing allowance exclusion (see question 3). To delay paying tax on the resettlement benefit, you can make a tax-free rollover of the resettlement benefit to The Episcopal Church Retirement Savings Plan or other tax-deferred savings vehicle.
- Q13.** *I received a gift from my parish at retirement. Is it taxable?*
- A13.** Many clergy receive retirement gifts. The tax treatment generally works as follows:
- Gift provided by the employer.** The gift is taxable to the cleric and must be reported on *Federal Form W-2* as wages.
- Gift funded by individuals directly to the cleric, or collected by the church as non-deductible personal gifts.** This type of gift is not taxable to the cleric, is not reported on *Federal Form W-2* as wages, and cannot be treated as tax-deductible by the giver.
- Q14.** *I am Medicare-eligible, and recently returned to work after retirement. As a result, am I entitled to medical coverage as an active employee?*
- A14.** When a cleric is Medicare-eligible and working, he or she may legally be required to be on their employer's active health plan. For more information, you may want to contact your diocese or the Medical Trust.

Q15. *Due to my conscientious objection to public insurance programs, I would like to opt out of Social Security. For the self-employment tax, is it permissible for me to take such an exemption?*

A15. Some denominations allow their clergy to opt out of Social Security as a conscientious objection to the receipt of social insurance. The Episcopal Church does not support this option on theological grounds. As a result, some Episcopal ministers have opted out of Social Security without realizing that they do not qualify for the exemption. It should be noted that, when signing *Federal Form 4361*, a minister must attest to its accuracy under penalty of perjury.

A minister's opposition must be to accepting benefits under Social Security (or any other public insurance program). Economic considerations, or any other non-religious considerations, are not a valid basis for the exemption, nor is opposition to paying the self-employment tax itself.

Note also that a decision to opt out of Social Security is irrevocable. Clergy who opt out of Social Security, especially those who have vested benefits with Social Security from previous employment outside the Church, may be subject to the windfall elimination provision. For more information, refer to *IRS Publication 963*, available at irs.gov.

Federal Income Tax Status of The Church Pension Fund Benefits

The General Rule:

In accordance with Section 107 of the Internal Revenue Code, The Church Pension Fund (CPF) has designated the full amount of each pension benefit to be paid to retired and disabled clergy in 2019 including distributions from The Episcopal Church Retirement Savings Plan, the extra Christmas Benefit, and bridge benefit, as a housing allowance. However, the amount of housing allowance that you may exclude from gross income for federal income tax purposes cannot exceed the lowest amount of (1) actual housing expenses (the total amount you actually spend in a calendar year for items that directly relate to renting or providing a home), (2) the fair rental value of your home (including furnishings) plus the cost of the utilities, or 3) your retirement income provided by The Church Pension Fund plus any other compensation earned from an Episcopal employer which has been properly designated as a housing allowance. CPF has passed a similar resolution for 2018.

For Surviving Spouses and Children:

The housing allowance exclusion is applicable to CPF benefits paid to the clergy who earned them.

Tax law does not allow a housing allowance for surviving spouses or dependents.

How to Calculate:

While further details are available in *IRS Publication 517* and the *2019 Clergy Tax Return Preparation Guide for 2018 Returns*, the following list may assist you in determining the total actual expenses that relate to renting or providing your primary home:

- Mortgage payments, both principal and interest*
- Real estate taxes and special assessments*
- Fees paid for acquiring home titles, mortgages, etc.
- Home improvements and repairs
- Cost of moving your home furnishings
- Home furnishings that are primary and essential
- Fire and home liability insurance premiums
- Maintenance and upkeep of property including landscaping
- Utilities — electric, gas, oil, water, basic telephone, trash, cable television base rate (not including premium channels)
- Rent payments for home, garage, storage for household items, furnishings, etc.

Resettlement Benefit May Qualify:

The Resettlement Benefit paid by CPF at the time of your retirement has also been designated as eligible for the housing allowance. It may be excluded from gross income to the extent that it is used in the taxable year in which it is received for the purpose of renting or providing a primary home, subject to the rules described above.

Importance of Records:

We strongly recommend that you keep good records, including all your calculations and expense records related to renting or providing your primary home. You may need them if tax questions or challenges develop.

How to Report:

The amount you decide to exclude from your gross income is not shown on your federal tax return because it is an “exclusion,” not a “deduction.” The total of all pension benefits received during the year (shown on Box 1 of your Form 1099-R) should be copied to Line 4a of your Federal Form 1040. The taxable portion of these benefits, determined by subtracting the amount you are excluding for housing purposes from the total, should be shown on Line 4b of your Federal Form 1040. Line 4b should not be left blank; if all amounts received are used for housing purposes, you should enter a zero (0) on that line. **Please note that you may receive the Form 1099-R and/or Form W-2 from Northern Trust and/or Liberty Life Assurance Company as they are the paying agents for the defined benefit and disability plans sponsored by CPF. You may also receive a Form 1099-R from Fidelity Investments and/or Church Life Insurance Corporation if you had any distributions from an Episcopal Church Retirement Savings Plan (“RSVP plan”), as they are the paying agents for that plan. In addition, for any distributions from the RSVP processed by Fidelity Investments, please contact Fidelity Investments to notify them that your distribution is eligible for the housing allowance.**

SECA Tax:

Social Security Self-Employment tax (also called SECA tax) is not applicable to any part of the qualified retirement benefits paid by CPF. However, if you have other earnings from self-employment after retirement (from the church or other sources), you may be required to pay SECA tax on those earnings and also on the fair rental value of housing provided by a church or other employer.

Further Assistance:

We will, of course, assist in answering questions about specific benefits that you receive from CPF; please contact the Client Services Department at (866) 802-6333. However, we cannot advise as to personal tax problems. If legal, accounting, or other expert assistance is required in connection with your tax returns, the services of a competent professional should be sought. For general questions concerning clergy taxes, you may call Nancy Fritschner at (877) 305-1414, William Geisler at (877) 305-1415, or Dolly Rios at (833) 363-5751 toll-free.

**Please note that in addition to being treated as housing expenses for the purpose of calculating the housing allowance exclusion, mortgage loan interest and real estate tax payments (up to \$10,000) are allowable as itemized deductions from gross income on Schedule A of Form 1040.*

TABLE OF CONTENTS

SPECIAL SUPPLEMENT: CURRENT STATUS OF THE PARSONAGE AND HOUSING ALLOWANCE EXCLUSIONS

PART 1

INTRODUCTION	7
How to use this guide.....	7
Tax highlights for 2018.....	8
Preliminary Questions.....	13

PART 2

SPECIAL RULES FOR MINISTERS	16
Who is a minister for federal tax purposes?.....	16
Are ministers employees or self-employed for federal tax purposes?.....	17
Exemption from Social Security (self-employment) taxes.....	19
How do ministers pay their taxes?.....	20

PART 3

STEP-BY-STEP TAX RETURN PREPARATION	23
Tax forms and schedules.....	23
Form 1040.....	26
Step 1: Filing status	26
Step 2: Name and address	26
Step 3: Dependents.....	26
Step 4: Income.....	26
Line 1. Wages, salaries, tips, etc.....	26
Housing Allowance.....	30
Housing expenses to include in computing your housing allowance exclusion	32
How much should a church designate as a housing allowance?	35
Section 403(b) plans	37
Contribution limits	37
Minister's housing allowance and contribution limits	38
Taxation of distributions from a 403(b) plan	39
Salary reduction contributions (Section 402(g))	39
Qualified scholarships.....	40
Sale or exchange of your principal residence	41
Line 2 Interest income: attach Schedule B if over \$1,500.....	42

Line 3. Dividend income: attach schedule B if over \$1,500.....	42
Lines 4a and 4b. IRA, pension, and annuity income.....	42
Line 5. Social security benefits.....	43
Line 6. Total income.....	44
Step 5: Adjustments to income.....	45
Line 7. Adjusted gross income.....	45
Line 7 Schedule 1 (Form 1040) line 27. One-half of self-employment tax.....	46
Line 7 Schedule 1 (Form 1040) line 32. Payments to an Individual Retirement Account.....	46
Step 6: Tax computation.....	49
Line 8. Itemized deduction or standard deduction.....	49
Line 11. Compute tax.....	50
Step 7: Credits.....	50
Line 12a. Child tax credit.....	50
Line 12a Schedule 3 (Form 1040) Line 49. Credit for child and dependent care expenses.....	50
Line 12b Schedule 3 (Form 1040) line 51. Retirement savings contributions credit	50
Step 8: Other taxes	52
Line 14. Other taxes.....	52
Step 9: Payments	53
Line 16. Federal income tax withheld.....	53
Line 17 Schedule 5 (Form 1040) Line 66. 2018 estimated tax payments	54
Line 17a. Earned income credit	54
Step 10: Refund or amount you owe	56
Step 11: Sign here.....	56
Other forms and schedules.....	56
Schedule A	56
Step 1: Medical and dental expenses (lines 1–4)	57
Step 2: Taxes you paid (lines 5–7)	58
Step 3: Interest you paid (lines 8-10).....	59
Step 4: Gifts to charity (lines 11-14).....	60
Step 5: Casualty and theft losses (line 15).....	63
Note: Job expenses and most other miscellaneous deductions.....	63
Schedule B.....	66
Step 1: Interest income (lines 1–4).....	66
Step 2: Dividend income (lines 5–6).....	66
Step 3: Foreign accounts and foreign trusts (lines 7-8)	66

Schedule C.....	67
Step 1: Introduction.....	67
Step 2: Income (lines 1–7)	67
Step 3: Expenses (lines 8–27)	67
Schedule C-EZ	69
Schedule SE.....	70
Step 1: Section A (line 2).....	70
Step 2: Section A (line 4).....	71
Step 3: Section A (line 5).....	71
Form 2106	72

PART 4

COMPREHENSIVE EXAMPLE AND FORMS	73
--	-----------

SPECIAL SUPPLEMENT

Current status of the parsonage and housing allowance exclusions

On November 22, 2013, federal district court judge Barbara Crabb of the District Court for the Western District of Wisconsin struck down the ministerial housing allowance as an unconstitutional preference for religion. *Freedom From Religion Foundation, Inc., v. Lew*, 983 F. Supp. 2d 1051 (W.D. Wis. 2013). The ruling was in response to a lawsuit brought by the Freedom From Religion Foundation (FFRF) and two of its officers challenging the constitutionality of the housing allowance and the parsonage exclusion. The federal government, which defended the housing allowance, since it is a federal statute, asked the court to dismiss the lawsuit on the ground that the plaintiffs lacked standing to pursue their claim in federal court.

Standing is a constitutional requirement of any plaintiff in a federal case and generally means that a plaintiff must have suffered some direct injury as a result of a challenged law. The Wisconsin court concluded that the plaintiffs had standing on the ground that they would have been denied a housing allowance exclusion had they claimed one on their tax return. The government appealed this ruling to a federal appeals court—the Seventh Circuit Court of Appeals in Chicago.

On November 13, 2014, the appeals court issued its ruling reversing the Wisconsin court's decision. *Freedom From Religion Foundation, Inc., v. Lew*, 773 F.3d 815 (7th Cir. 2014). It concluded that the plaintiffs lacked standing to pursue their challenge to the housing allowance. The plaintiffs had asserted that they had standing due to their “injury” of being denied a tax-free housing allowance should they claim one on their tax returns. But the appeals court refused to base standing on theoretical injury. It concluded: “Only a person that has been denied such a benefit can be deemed to have suffered cognizable injury. The plaintiffs here have never been denied the parsonage exemption because they have never requested it; therefore, they have suffered no injury.”

It suggested that this deficiency could be overcome if the FFRF's officers filed tax returns claiming a housing allowance that was later rejected by the IRS in an audit: “The plaintiffs could have sought the exemption by excluding their housing allowances from their reported income on their tax returns and then petitioning the Tax Court if the IRS were to disallow the exclusion. Alternatively, they could have . . . paid income tax on their housing allowance, claimed refunds from the IRS, and then sued if the IRS rejected or failed to act upon their claims.”

The FFRF responded to the appeals court's ruling by designating a housing allowance for two of its officers. The officers reported their allowances as taxable income on their tax returns and thereafter filed amended tax returns seeking a refund of the income taxes paid on the amounts of their designated housing allowances. FFRF claims that in 2015 the IRS

denied the refunds sought by its officers (one of whom had died and was represented by her executor).

Having endeavored to correct the standing problem, the FFRF renewed its legal challenge to the housing allowance in the federal district court in Wisconsin, where the litigation began. On October 6, 2017, judge Crabb again ruled that the ministerial housing allowance is an unconstitutional preference for religion. *Gaylor v. Mnuchin*, (W.D. Wis. 2017). Judge Crabb observed: “[The housing allowance] violates the establishment clause because it does not have a secular purpose or effect and because a reasonable observer would view the statute as an endorsement of religion.” The government promptly appealed this ruling to the Seventh Circuit Court of Appeals in Chicago. A ruling by the Seventh Circuit Court of Appeals ordinarily would apply only to ministers in that circuit, which includes the states of Illinois, Indiana, and Wisconsin. But Judge Crabb issued an injunction requiring the IRS to disallow the housing allowance on all tax returns filed by ministers. Judge Crabb delayed the effective date of the injunction for 180 days after a final ruling in the case. In effect, the ruling will become a national precedent if affirmed by the appellate court and U.S. Supreme Court, if applicable.

What should churches and clergy do now? Consider the following steps:

1. Monitor developments.
2. Many ministers will experience an immediate increase in income taxes. As a result, they should be prepared to increase their quarterly estimated tax payments to reflect the increase in income taxes in order to avoid an underpayment penalty. Note that there will be no effect on self-employment taxes for which the housing allowance is not tax-exempt.
3. Many churches will want to increase ministers’ compensation to offset the adverse financial impact. Thousands of ministers have purchased a home, and obtained a mortgage loan, on the assumption that the housing allowance would continue to be available as it has for more than a half century. The sudden elimination of this tax benefit will immediately thrust many clergy into a dire financial position with a mortgage loan based on a tax benefit that no longer is available. Many church leaders will want to reduce the impact of such a predicament by increasing compensation. Such an increase could be phased out over a period of years to minimize the impact on the church.
4. Ministers who are considering the purchase of a new home should not base the amount and affordability of a home mortgage loan on the availability of a housing allowance exclusion unless and until the courts conclusively uphold the constitutionality of the allowance.
5. The fair rental value of church-provided parsonages remains a nontaxable benefit, for now.

PART 1

INTRODUCTION

All references in this publication to line numbers on IRS forms are for the “draft” versions of the 2018 forms since the final forms had not been released by the IRS as of the date of publication.

How to use this guide

This book contains the basic information you need to complete your 2018 federal income tax return. It gives special attention to several forms and schedules and the sections of each form most relevant to ministers. The companion resource—Federal Reporting Requirements—helps churches comply with their federal tax reporting requirements.

This guide is divided into the following sections:

Part 1: Introduction—This section reviews tax highlights for 2018 and presents several preliminary questions you should consider before preparing your tax return.

Part 2: Special Rules for Ministers—In this section, you learn whether or not you are a minister for tax purposes, whether you are an employee or self-employed for both income tax and Social Security purposes, and how you pay your taxes.

Part 3: Step-By-Step Tax Return Preparation—This section explains how to complete the most common tax forms and schedules for ministers.

Part 4: Comprehensive Examples and Sample Forms—This section shows a sample tax return prepared for an ordained minister and spouse and for a retired minister and spouse.

Federal Reporting Requirements for Churches—This resource provides assistance to churches (especially treasurers and bookkeepers) in filing federal tax forms.

Tax highlights for 2018

1. The Tax Cuts and Jobs Act of 2017

On December 22, 2017, President Donald Trump signed into law the \$1.5 trillion, 500-page Tax Cuts and Jobs Act of 2017. In brief, the Act amends the Internal Revenue Code to reduce tax rates and modify credits and deductions for individuals and businesses.

With respect to individuals, the bill:

- Replaces the seven existing tax brackets (10%, 15%, 25%, 28%, 33%, 35%, and 39.6%) with seven new and lower brackets (10%, 12%, 22%, 24%, 32%, 35%, and 37%).
- Temporarily increases (through 2025) the basic standard deduction to \$24,000 for married individuals filing a joint return, \$18,000 for head-of-household filers, and \$12,000 for all other individuals.

The significantly increased standard deduction will reduce the number of persons who are able to itemize deductions on Schedule A (Form 1040) from 30 percent to as few as 5 percent of all taxpayers. The result will be a significant decrease in the number of taxpayers who can claim a tax deduction for contributions they make to churches and other charities.

- Modifies section 529 plans to allow such plans to distribute *not more than \$10,000* in expenses for tuition incurred during the taxable year in connection with the enrollment or attendance of the designated beneficiary at a public, *private or religious elementary or secondary school*. The new rules apply to distributions made after December 31, 2017. A "section 529 plan" (also known as a "qualified tuition plan") is a plan operated by a state or educational institution with tax advantages and potentially other incentives to make it easier to save for college and other post-secondary training for a designated beneficiary, such as a child or grandchild. The main tax advantage of a 529 plan is that earnings are not subject to federal tax and generally are not subject to state tax when used for the qualified education expenses of the designated beneficiary, such as tuition, fees,

books, as well as room and board.

- Repeals both the moving expense deduction, and the exclusion of employer reimbursements of moving expenses under an accountable arrangement--except in the case of a member of the Armed Forces of the United States on active duty who moves pursuant to a military order. This provision is effective for taxable years 2018 through 2025.
- Under the Affordable Care Act (“Obamacare”) individuals must be covered by a health plan that provides at least “minimum essential coverage” or be subject to a penalty for failure to do so (commonly referred to as the "individual mandate"). For 2018, the penalty could be up to \$2,085 for a family, or \$695 for an individual. The Tax Cuts and Jobs Act reduces the amount of the ACA's individual mandate to zero with respect to health coverage status for months beginning after December 31, 2018.
- Removes the deductions for personal exemptions for taxable years 2018 through 2025. Under prior law, in determining taxable income, an individual reduced AGI by any personal exemption deductions and either the applicable standard deduction or itemized deductions. Personal exemptions generally were allowed for the taxpayer, the taxpayer's spouse, and any dependents.
- Eliminates the deductions for miscellaneous itemized deduction. Under prior law, individuals could claim itemized deductions for certain miscellaneous expenses. Certain of these expenses were not deductible unless, in aggregate, they exceeded two percent of the taxpayer’s adjusted gross income. The deductions described below were subject to the aggregate two-percent floor:

Appraisal fees for a casualty loss or charitable contribution;

Casualty and theft losses from property used in performing services as an employee;

Clerical help and office rent in caring for investments;

Hobby expenses, but generally not more than hobby income;

Investment fees and expenses;

Safe deposit box rental fees, except for storing jewelry and other personal effects;

Trustee's fees for an IRA, if separately billed and paid;

Tax preparation expenses;

Job search expenses in the taxpayer's present occupation;

Licenses and regulatory fees;

Passport fees for a business trip;

Tools and supplies used in the taxpayer's work;

Unreimbursed employee business expenses (see below). Unreimbursed employee business expenses subject to the 2 percent AGI floor include such items as:

- overnight out-of-town travel;
- local transportation;
- meals (subject to a 50 percent AGI floor);
- entertainment (subject to a 50 percent AGI floor);
- home office expenses;
- business gifts;
- dues to professional societies;
- work-related education;
- work clothes and uniforms if required and not suitable for everyday use;
- malpractice insurance;
- subscriptions to professional journals and trade magazines related to the taxpayer's work; and
- equipment and supplies used in the taxpayer's work.

KEY POINT The new law temporarily changes the structure of the individual income tax by modifying the rate structure so that the tax brackets are 10-percent, 12-percent, 22-percent, 24-percent, 32-percent, 35-percent and 37-percent. The bill

temporarily increases the size of the standard deduction (for 2018 the standard deduction is \$24,000 for joint filers, \$18,000 for heads of household and \$12,000 for other filers), and temporarily eliminates personal exemptions. These and several other provisions in the Act "sunset" for taxable years beginning after 2025 unless extended by Congress.

2. Other tax changes of interest to churches and church staff

There were several tax developments in 2018 that will affect tax reporting by both ministers and churches for 2018 and future years. Here is a rundown of some of the key provisions:

- You may be able to claim the earned income credit for 2018 if (1) you do not have a qualifying child and you earned less than \$15,270 (\$20,950 if married); (2) a qualifying child lived with you and you earned less than \$40,320 (\$46,010 if married filing jointly); (3) two qualifying children lived with you and you earned less than \$45,802 (\$51,492 if married filing jointly); or (4) three or more qualifying children lived with you and you earned less than \$49,194 (\$54,884 if married filing jointly). The maximum earned income credit for 2018 is (1) \$519 with no qualifying child; (2) \$3,461 with one qualifying child; (3) \$5,716 with two qualifying children; and (4) \$6,431 with three or more qualifying children.
- For contributions in 2018 to a traditional IRA, the deduction phaseout range for an individual covered by a retirement plan at work begins at income of \$101,000 for joint filers and \$63,000 for a single person or head of household. These are 2018 amounts that increase to \$103,000 for joint filers and \$64,000 for a single person or head of household for 2019.
- The dollar limit on annual elective deferrals an individual may make to a 403(b) retirement plan is \$18,500 for 2018. It increases to \$19,000 for 2019.
- The catch-up contribution limit on elective deferrals to a 403(b) retirement plan for individuals who had attained age 50 by the end of the year was \$6,000 for 2018. It remains at \$6,000 for 2019.
- The IRS has announced that it will not issue private letter rulings addressing the question of “whether an individual is a minister of the gospel for federal tax

purposes.” This means taxpayers will not be able to obtain clarification from the IRS in a letter ruling on their status as a minister for any one or more of the following matters: (1) eligibility for a parsonage exclusion or housing allowance; (2) eligibility for exemption from self-employment taxes; (3) self-employed status for Social Security; or (4) exemption of wages from income tax withholding. The IRS also has announced that it will not address “whether amounts distributed to a retired minister from a pension or annuity plan should be excludible from the minister’s gross income as a parsonage allowance.”

- The standard business mileage rate was 54.5 cents per mile for business miles driven during 2018. The standard business mileage rate for 2019 is 58 cents per mile.
- Recent tax law changes will result in lower taxes, and lower estimated tax payments, for many taxpayers. Be sure your estimated tax calculations or withholdings take into account the most recent tax law changes.
- Many churches employ retired persons who are receiving Social Security benefits. Persons younger than full retirement age may have their Social Security retirement benefits cut if they earn more than a specified amount. Full retirement age (the age at which you are entitled to full retirement benefits) for persons born in 1943–1954 is 66 years. If you are under full retirement age for the entire year, \$1 is deducted from your benefit payments for every \$2 you earn above the annual limit. For 2019 that limit is \$17,640. In the year you reach full retirement age, your monthly benefit payments are reduced by \$1 for every \$3 you earn above a different limit. For 2019 that limit is \$46,920 (\$3,910 per month) but only earnings before the month you reach full retirement age are counted.
- Will Congress give ministers another opportunity to revoke an exemption from Social Security? It does not look likely, at least for now. No legislation is pending that would provide ministers with this option.
- The housing allowance is being challenged in federal court as an unconstitutional preference for religion. This development is addressed fully at the beginning of this text.
- A provision in the comprehensive tax reform legislation enacted by Congress in 2017 (the Tax Cuts and Jobs Act, or “TCJA”) imposes a tax (the unrelated business income tax) of 21 percent on expenses associated with benefits provided to employees through a qualified transportation fringe benefit program as defined by IRC Section 132(f). These benefits include employer provided parking, mass transit

passes and commuter vans. Churches providing these benefits must file Form 990-T to report the costs and the related tax. The provision of parking to employees may come through payment of parking fees for employees or by provision of parking on the church's premises. While there has been much debate over the application of the new law to on-site employer provided parking, the current consensus is that the new tax applies to employers whose on-site parking provided to employees has value because parking in the area is only provided on a paid basis. The protest from nonprofit organizations, including churches, has been great during 2018 and petitions have been submitted to Congress requesting repeal of the provision and several bills have been introduced to repeal the provision. However, until Congress or the IRS provides relief, churches should prepare to comply with the new law by reporting expenses associated with qualified transportation fringe benefits on Form 990-T and paying the unrelated business income tax (21 percent) on this income. Future developments will be reported on churchlawandtax.com.

Preliminary Questions

Below are several questions you should consider before preparing your 2018 federal tax return.

Q. Must ministers pay federal income taxes?

A. Yes. Ministers are not exempt from paying federal income taxes.

Q. How much income must I earn to be required to file a tax return?

A. Generally, ministers are required to file a federal income tax return if they have earnings of \$400 or more to report their self-employment tax. Different rules apply to ministers who are exempt from self-employment taxes.

Q. Can I use the simpler Forms 1040A or 1040EZ rather than the standard Form 1040?

A. All taxpayers use the newly redesigned Form 1040 for 2018 and future years. Forms 1040A and 1040EZ no longer will be used.

Q. What records should I keep?

A. You should keep all receipts, canceled checks, and other evidence to prove amounts you claim as deductions, exclusions or credits.

Q. What is the deadline for filing my federal income tax return?

A. The instructions to Form 1040 state that the deadline for filing Form 1040 for the 2018 tax year is April 15, 2019. If you live in Maine or Massachusetts, you have until April 17, 2019, because of the Patriots' Day holiday (April 16, 2019).

Q. What if I am unable to file my tax return by the deadline?

A. You can obtain an automatic six-month extension (from April 15 to October 15, 2019) to file your 2018 Form 1040 if you file Form 4868 by April 15, 2019 with the IRS service center for your area. Your Form 1040 can be filed at any time during the six-month extension period. An extension only relieves you from the obligation to *file your return*; *it is not an extension of the obligation to pay your taxes*. You must make an estimate of your tax for 2018 and pay the estimated tax with your Form 4868.

Q. Should I prepare my own tax return?

A. The answer depends on your ability and experience in working with financial information and in preparing tax returns. Keep in mind: Ministers' taxes present a number of unique rules, but these rules are not complex. Many ministers will be able to prepare their own tax returns if they understand the unique rules that apply. These rules are summarized in this document. Easily accessible tax software will also accommodate the unique rules applicable to ministers, but it does not relieve a minister from understanding the rules in order to accurately utilize the software. On the other hand, if you experienced unusual events in 2018, such as the sale or purchase of a home or the sale of other capital assets, it may be prudent to obtain professional tax assistance. The IRS provides a service called Taxpayer Assistance, but it is not liable in any way if its agents provide you with incorrect answers to your questions. Free taxpayer publications are available from the IRS and many of these are helpful to ministers.

RECOMMENDATION If you need professional assistance, here are some tips that may help you find a competent tax professional:

- Ask other ministers in your community for their recommendations.
- If possible, use a CPA who specializes in tax law and who is familiar

with the rules that apply to ministers. A CPA has completed a rigorous educational program and is subject to strict ethical requirements. However, the tax law is broad and complicated, so it should not be assumed that all CPAs are familiar with the unique rules applicable to ministers.

- Ask local tax professionals if they work with ministers and, if so, with how many.
- Ask local tax professionals a few questions to test their familiarity with ministers' tax issues. For example, ask whether ministers are employees or self-employed for Social Security. Anyone familiar with ministers' taxes will know that ministers are self-employed for Social Security with respect to their ministerial duties. Or, ask a tax professional if a minister's church salary is subject to income tax withholding. The answer is no, and anyone familiar with ministers' taxes should be able to answer this question.

PART 2

SPECIAL RULES FOR MINISTERS

Who is a minister for federal tax purposes?

KEY POINT The IRS has its own criteria for determining who is a minister for tax purposes. The criteria the IRS uses to determine who is a minister are not necessarily the same as those used by churches and denominations. Whether or not one qualifies as a minister for tax purposes is a very important question, since special tax and reporting rules apply to ministers under federal tax law. These rules include:

- eligibility for housing allowances;
- self-employed status for Social Security;
- exemption of wages from income tax withholding (ministers use the quarterly estimated tax procedure to pay their taxes, unless they elect voluntary withholding); and
- eligibility, under very limited circumstances, to exempt themselves from self-employment taxes.

These special rules only apply to persons qualifying as a minister and with respect to compensation received in the exercise of ministerial services.

EXAMPLE Pastor J is an ordained minister employed by a church. In addition, he works a second job for a secular employer. Assume that Pastor J qualifies as a minister for federal tax purposes. Since his church duties constitute services performed in the exercise of his ministry, the church can designate a portion of his compensation as a housing allowance. However, the secular employer cannot designate any portion of Pastor J's compensation as a housing allowance, since this work would not be the exercise of ministry.

According to the IRS, ministers are individuals who are duly ordained, commissioned, or licensed by a religious body constituting a church or church denomination. They are given the authority to conduct religious worship, perform sacerdotal functions, and administer ordinances or sacraments according to the tenets and practices of that church or denomination. If a church or denomination ordains some ministers and licenses or commissions others, anyone licensed or commissioned must be able to perform substantially all the religious functions of an ordained minister to be treated as minister for tax purposes. See IRS Publication 517.

Are ministers employees or self-employed for federal tax purposes?

KEY POINT Most ministers are employees for federal income tax purposes under the tests currently used by the IRS and the courts and should receive a Form W-2 from their church reporting their taxable income. However, ministers are self-employed for Social Security (with respect to services they perform in the exercise of their ministry).

Ministers have a *dual* tax status. For federal income taxes they ordinarily are employees, but for Social Security they are self-employed with regard to services performed in the exercise of their ministry. These two rules are summarized below:

Income taxes

For federal income tax reporting, most ministers are employees under the tests currently used by the IRS. This means that they should receive a Form W-2 from their church at the end of each year (rather than a Form 1099). Formerly, it meant that they reported their employee business expenses on Schedule A rather than on Schedule C. (The deduction for employee business expenses as Miscellaneous Itemized Deductions on Schedule A is suspended through 2025, so employee business expenses are not deductible at this time.) A few ministers are self-employed, such as some traveling evangelists and some interim pastors. Also, many ministers who are employees of a local church are self-employed for other purposes. For example, the minister of a local church almost always will be an employee but will be self-employed with regard to guest speaking appearances in other churches and services performed directly for individual members (such as weddings and funerals).

EXAMPLE Pastor B is a minister at First Church. She is an employee

for federal income tax reporting purposes with respect to her church salary. However, she is self-employed with respect to honoraria she receives for speaking in other churches and for compensation church members give her for performing personal services such as weddings and funerals. The church issues Pastor B a Form W-2 reporting her church salary. Pastor B reports this amount as wages on line 1 of Form 1040. She reports her compensation and expenses from the outside self-employment activities on Schedule C.

KEY POINT Most ministers will be better off financially being treated as employees, since the value of various fringe benefits will be tax free, the risk of an IRS audit is substantially lower, and reporting as an employee avoids the additional taxes and penalties that often apply to self-employed ministers who are audited by the IRS and reclassified as employees.

KEY POINT Ministers and other church staff members should carefully review their Form W-2 to be sure it does not report more income than was actually received or fails to report taxable benefits provided by the church. If an error was made, the church should issue a corrected tax form (Form W-2c).

The Tax Court Test. The United States Tax Court has created a seven-factor test for determining whether a minister is an employee or self-employed for federal income tax reporting purposes. The test requires consideration of the following seven factors: (1) the degree of control exercised by the employer over the details of the work; (2) which party invests in the facilities used in the work; (3) the opportunity of the individual for profit or loss; (4) whether or not the employer has the right to discharge the individual; (5) whether the work is part of the employer's regular business; (6) the permanency of the relationship; and (7) the relationship the parties believe they are creating. Most ministers will be employees under this test.

Social Security

The tax code treats ministers as self-employed for Social Security with respect to services performed in the exercise of their ministry—even if they report their income taxes as an employee. This means that ministers must pay self-employment taxes (Social Security taxes for the self-employed) unless they have filed a timely exemption application (Form 4361) that has been approved by the IRS. As noted below, few ministers qualify for this exemption.

KEY POINT While most ministers are employees for federal income tax reporting purposes, they are self-employed for Social Security with respect to services they perform in the exercise of their ministry. This means that ministers are not subject to the employee's share of Social Security and Medicare taxes, even though they report their income taxes as employees and receive a Form W-2 from their church. Rather, they pay the self-employment tax (SECA).

Exemption from Self-Employment (Social Security) Taxes

If ministers meet several requirements, they may exempt themselves from self-employment taxes with respect to their ministerial earnings. Among other things, the exemption application (Form 4361) must be submitted to the IRS within a limited time period. The deadline is the due date of the federal tax return for the second year in which a minister has net earnings from self-employment of \$400 or more, any part of which comes from ministerial services. Further, the exemption is available only to ministers who are opposed on the basis of religious considerations to the acceptance of benefits under the Social Security program (or any other public insurance system that provides retirement or medical benefits). A minister who files the exemption application may still purchase life insurance or participate in retirement programs administered by nongovernmental institutions (such as a life insurance company). Additionally, the exemption does not require a minister to revoke all rights to Social Security benefits earned through their participation in the system through secular employment.

A minister's opposition must be to accepting benefits under Social Security (or any other public insurance program) which are related to services performed as a minister. Economic, or any other nonreligious considerations, are not a valid basis for the exemption, nor is opposition to paying the self-employment tax.

The exemption is only effective when it is approved by the IRS. Few ministers qualify for the exemption. Many younger ministers opt out of the self-employment tax without realizing that they do not qualify for the exemption. A decision to opt out of self-employment tax is irrevocable. Congress did provide ministers with a brief "window" of time to revoke an exemption by filing Form 2031 with the IRS. This opportunity expired in 2002 and has not been renewed.

An exemption from self-employment taxes applies only to compensation for ministerial

services. Ministers who have exempted themselves from self-employment taxes must pay Social Security taxes on any non-ministerial compensation they receive. And, they remain eligible for Social Security benefits based on their non-ministerial employment assuming that they have worked enough quarters. Generally, 40 quarters are required. Also, the Social Security Administration has informed the author of this text that ministers who exempt themselves from self-employment taxes may qualify for Social Security benefits (including retirement and Medicare) on the basis of their spouse's coverage, if the spouse had enough credits. However, the amount of these benefits will be reduced by the so-called "windfall elimination provision." Contact a Social Security Administration office for details.

KEY POINT The amount of earnings required for a quarter of coverage in 2019 is \$1,360. A quarter of coverage is the basic unit for determining whether a worker is insured under the Social Security program.

KEY POINT Ministers who work after they retire must continue to pay self-employment tax on their ministerial income and wages (unless they exempted themselves from self-employment tax as a minister and they are employed in a ministerial capacity).

KEY POINT In 1970, the IRS ruled that ministers who exempt themselves from self-employment taxes solely on the basis of economic considerations are not legally exempt. Revenue Ruling 70-197. The IRS concluded: "The taxpayer filed the Form 4361 solely for economic considerations and not because he was conscientiously opposed to, or because of religious principles opposed to, the acceptance of any public insurance of the type described on the form. Accordingly . . . the taxpayer did not qualify for the exemption since the Form 4361 filed solely for economic reasons is a nullity." Ministers wanting to revoke an exemption from self-employment taxes should discuss this ruling with a tax professional.

How do ministers pay their taxes?

KEY POINT Ministers must prepay their income taxes and self-employment taxes using the estimated tax procedure, unless they have entered into a voluntary withholding arrangement with their church with

respect to federal income tax only.

As noted above, ministers' wages are exempt from federal income tax withholding. This means that a church does not have to withhold income taxes from a minister's paycheck. And, since ministers are self-employed for Social Security with respect to their ministerial services, a church does not withhold the employee's share of Social Security and Medicare taxes from a minister's wages. Ministers must prepay their income taxes and self-employment taxes using the estimated tax procedure, unless they enter into a voluntary withholding arrangement with their church. Estimated taxes must be paid in quarterly installments. If your estimated tax paid for the current year is less than your actual tax, you may have to pay an underpayment penalty. You can amend your estimated tax payments during the year if your circumstances change. For example, if your income or deductions increase unexpectedly, you should refigure your estimated tax liability for the year and amend your remaining quarterly payments accordingly or submit additional payments.

You will need to make estimated tax payments for 2019 if you expect to owe at least \$1,000 in tax for 2019 after subtracting your withholding and credits and if you expect your withholding and credits to be less than the smaller of (1) 90 percent of the tax to be shown on your 2019 tax return, or (2) 100 percent of the tax shown on your 2018 tax return (110 percent if adjusted gross income exceeds \$150,000, or if married filing separately, more than \$75,000). Your 2018 tax return must cover all 12 months.

The four-step procedure for reporting and prepaying estimated taxes for 2019 is summarized below.

Step 1

Estimated tax payments may be paid using either of the following methods:

- Obtain a copy of IRS Form 1040ES for 2019 before April 15, 2019. You can obtain forms by calling the *IRS toll-free forms hotline at 800-TAX-FORM (800-829-3676)*, or from the *IRS website (irs.gov)*. If you paid estimated taxes last year, you should receive a copy of your 2019 Form 1040-ES in the mail with payment vouchers preprinted with your name, address, and Social Security number; or
- Enroll in the Electronic Federal Tax Payment System at www.eftps.gov and establish an online account to be used to submit payments.

Step 2

Compute your estimated tax for 2019 using the Form 1040-ES worksheet. Ministers' quarterly estimated tax payments should take into account both income taxes and self-employment taxes.

Step 3

Pay one-fourth of your total estimated taxes for 2019 in each of four quarterly installments as follows:

FOR THE PERIOD	DUE DATE
January 1–March 31	April 17, 2019
April 1–May 31	June 17, 2019
June 1–August 31	September 16, 2019
September 1–December 31	January 15, 2020

You must send each payment to the IRS, accompanied by one of the four payment vouchers contained in Form 1040-ES. If enrolled in the EFTPS system, all four payments may be prescheduled for automatic payment at the schedule dates.

Step 4

After the close of 2018, compute your actual tax liability on Form 1040. Only then will you know your actual income, deductions, exclusions, and credits. If you overpaid your estimated taxes (that is, actual taxes computed on Form 1040 are less than all of your estimated tax payments plus any withholding), you can elect to have the overpayment credited against your first 2019 quarterly estimated tax payment, or spread it out in any way you choose among any or all of your next four quarterly installments. Alternatively, you can request a refund of the overpayment. If you underpaid your estimated taxes (that is, your actual tax liability exceeds the total of your estimated tax payments plus any withholding), you may have to pay a penalty.

KEY POINT Ministers who report their income taxes as employees can request that their employing church *voluntarily* withhold income taxes from their wages. Simply furnish the church with a completed W-4

(withholding allowance certificate) or other written authorization. Since ministers are not employees for Social Security with respect to ministerial compensation, the church does not withhold the employee's share of Social Security and Medicare taxes. However, ministers can request on Form W-4 (line 6) that an additional amount of income tax be withheld to cover their estimated self-employment tax liability for the year. The excess income tax withheld is a credit that is applied against the minister's self-employment tax liability. Many churches understandably withhold Social Security and Medicare taxes in addition to income taxes for a minister who requests voluntary withholding. Such withholding must be reported as income tax withheld.

PART 3

STEP-BY-STEP TAX RETURN PREPARATION

Tax forms and schedules

This step-by-step analysis covers these forms and schedules:

Form 1040 is the basic document you will use. It summarizes all of your tax information. Details are reported on supplementary schedules and forms. Note that the IRS has unveiled a new and redesigned Form 1040 that reflects the many tax law changes made by the Tax Cuts and Jobs Act of 2017. The new 1040 – about half the size of the current version -- replaces the current Form 1040 as well as the Form 1040A and the Form 1040EZ. The new Form 1040 is different from its predecessors in several ways including the following:

- 1) It is half the size of the previous Form 1040 and consists of two half pages.
- 2) Health care coverage (mandatory through 2018) is reported by checking a box on page 1 (it was reported on line 61 on the 2017 form).

- 3) All personal exemptions were repealed after 2017 and so there is no way to claim them on the 2018 Form 1040.
- 4) Some lines have been consolidated. For example, several items of income, capital gains, rental income, etc. are consolidated now from Schedule 1 and reported on Line 6.
- 5) Wages are now reported on line 1 (instead of line 7 for the past several years).
- 6) Adjusted gross income is reported on line 7 and without detail on the form (instead of line 37 for the past several years).
- 7) The standard deduction is reported on line 8, and is significantly larger than in 2017 (\$12,000 for unmarried persons and \$24,000 for married persons filing jointly).
- 8) Several credits are now reported on Schedule 3 and consolidated on line 12b (they were reported on separate lines in 2017).
- 9) Many lines in the previous Form 1040 have been deleted and transferred to various schedules. In fact, the 79 lines on the 2017 Form 1040 have been reduced to 23, a reduction of more than 50 lines. For example:
 - Business income is reported on Schedule C as in prior years, but is then posted to Schedule 1 of Form 1040 rather than line 12 as in prior years.
 - Adjustments to income, reported on lines 23-36 of the 2017 Form 1040 are now reported on lines 23-36 of Schedule 1 (Form 1040).
 - Schedule 2 (Form 1040) lists taxes that were reported on lines 45-47 in the 2017 Form 1040.
 - Schedule 3 (Form 1040) lists “nonrefundable credits,” including credits for child and dependent care expenses and education credits that were reported on lines 48-55 in the 2017 Form 1040.
 - Schedule 4 (Form 1040) lists “other taxes” (including the self-employment tax) reported on lines 57-63 in the 2017 Form 1040.
 - Schedule 5 (Form 1040) lists “other payments,” including self-employment taxes that were reported on lines 65-73 in the 2017 Form

1040.

KEY POINT Some references in this Guide are to lines in the new Form 1040, but others refer to lines in the new “schedules.” Be sure you distinguish between these terms to avoid confusion.

CAUTION The IRS has announced that there may be additional changes to the 2018 Form 1040 before it is finalized.

Schedule A is for itemized deductions for medical and dental expenses, taxes, interest, certain disaster related casualty losses and charitable contributions.

New in 2018. Beginning with tax year 2018 no miscellaneous itemized deductions that formerly were subject to a 2% of adjusted gross income limitation are allowed. This and other changes to Schedule A are addressed later in this guide.

Schedule B is for reporting dividend and interest income.

Schedule C is for reporting your income and expenses from business activities you conduct other than in your capacity as an employee. Examples would be fees received for guest speaking appearances in other churches or fees received directly from members for performing personal services, such as weddings and funerals.

Schedule SE is for reporting Social Security taxes due on your self-employment income. Ministers use this schedule since they are deemed self-employed for Social Security with respect to ministerial services (unless they have obtained an approved Form 4361 from the IRS).

These forms and schedules, along with others, are included in the illustrated example in Part 4 of this guide. These forms and schedules are the ones most commonly used by ministers. These forms may be obtained at certain local post offices or IRS office. Or, you can obtain them by calling the *IRS toll-free forms hotline at 800-TAX-FORM (800-829-3676)*. They also are available on the *IRS website (irs.gov)*.

Form 1040

Step 1: Filing status

Select the appropriate filing status from the five options listed in this section of the Form 1040.

In 2015, the United States Supreme Court ruled that the right of same-sex couples to marry is part of the Fourteenth Amendment's guarantees of due process and equal protection of the laws, and therefore any state law that in any way limits this right is unconstitutional and void. *Obergefell v. Hodges*, 135 S. Ct. 2584 (2015). The effect of the Court's decision was to invalidate laws and constitutional provisions in several states defining marriage solely as a union between one man and one woman, and to treat same-sex marriages the same as opposite-sex marriages for purposes of federal tax law.

Step 2: Name and address

Print or type the information in the spaces provided. If you are married filing a separate return, enter your spouse's name and Social Security number on the appropriate line(s) below your name. If you filed a joint return for 2017 and you are filing a joint return for 2018 with the same spouse, be sure to enter your names and Social Security numbers in the same order as on your 2017 return.

If you plan to move after filing your return, use Form 8822 to notify the IRS of your new address.

If you (or your spouse) changed your name because of marriage, divorce, etc., be sure to report the change to the Social Security Administration (SSA) before filing your return. This prevents delays in processing your return and issuing refunds. It also safeguards your future Social Security benefits. If a name change with the SSA has not been completed, the name on SSA file must be used in filing your tax return.

Enter your P.O. Box number only if your post office does not deliver mail to your home.

If you want \$3 to go to the presidential election campaign fund, check the box labeled "you." If you are filing a joint return, your spouse can also have \$3 go to the fund (check "spouse"). If you check a box, your tax or refund will not change.

Step 3: Dependents

In the past taxpayers were allowed a personal exemption for themselves and certain dependents. All personal exemptions were repealed after 2017 and so they cannot be claimed on the 2018 Form 1040. However, it is still necessary to determine who qualifies as dependents and include them on the return. Dependents determine various credits, such as the child tax credit, as well as other tax related items such as educational credits, medical expenses, child care credit and earned income credit, just to name a few.

Step 4: Income

Several items of income are reported on lines 1 through 6 (including amounts carried over from Schedule 1, lines 10-22). The most important of these (for ministers) are discussed below.

KEY POINT Some items, such as the housing allowance, are not reported as income. They are called exclusions and are explained below.

Line 1. Wages, salaries, tips, etc.

As an employee, you should receive a Form W-2 from your church reporting your wages at the end of each year. Report this amount on line 1.

Determining church wages or salary. Besides a salary, ministers' wages reported on Form W-2 may include several other items; some items are:

- Bonuses
- The cost of sending a minister to the Holy Land (if paid by the church)
- Most Christmas and special occasion offerings
- Retirement gifts paid by a church
- The portion of a minister's self-employment tax paid by a church
- Personal use of a church-owned vehicle
- Purchases of church property for less than fair market value

- Business expense reimbursements under a nonaccountable plan
- Imputed cost of group term life insurance coverage (including death benefits under the Benefits Plan) exceeding \$50,000 and cost of coverage of spouse and dependents if over \$2,000 which is paid by the church
- Church reimbursements of a spouse's travel expenses incurred while accompanying a minister on a business trip (unless the spouse's presence serves a legitimate business purpose and the spouse's expenses are reimbursed under an accountable arrangement)
- "Discretionary funds" established by a church for a minister to spend on current needs—if the minister is allowed to distribute funds for his or her personal benefit
- "Imputed interest" from "below-market interest loans" of at least \$10,000 made by a church to a minister (some exceptions apply)
- Cancellation of a minister's debt to a church
- Severance pay
- Payment of a minister's personal expenses by the church
- "Love gifts"

KEY POINT The IRS can assess intermediate sanctions in the form of substantial excise taxes against a minister who is a "disqualified person" (meaning an officer, director, or other control party as well as relatives of such persons) and in some cases against church board members who authorize excess benefit transactions. Excess benefit transactions may occur if a church pays a minister an excessive salary, makes a large retirement or other special occasion "gift" to a minister, gives church property (such as a parsonage) to the minister, or sells church property to the minister at an unreasonably low price. A rebuttable presumption arises that compensation is reasonable if it is approved by an independent board on the basis of outside "comparable data" such as independent compensation surveys, and the basis for the board's decision is documented.

KEY POINT The IRS has ruled that disqualified persons receive "automatic" excess benefits resulting in intermediate sanctions, regardless

of amount, if they use church assets (vehicles, homes, credit cards, computers, etc.) for personal purposes, or receive nonaccountable expense reimbursements (not supported by adequate documentation of business purpose), unless such benefits are reported as taxable income by the church on the disqualified person's Form W-2, or by the disqualified person on his or her Form 1040, for the year in which the benefits are provided. The concept of automatic excess benefits directly affects the compensation practices of most churches, and exposes some ministers and church board members to intermediate sanctions.

If some of these items were not reported on your Form W-2, they still must be reported as income. Your church should issue a "corrected" Form W-2 (Form W-2c) for the year in which one or more items of taxable income was not reported on your Form W-2. If you receive a Form W-2c and have filed an income tax return for the year shown, you may have to file an amended return. Compare amounts on Form W-2c with those reported on your income tax return. If the corrected amounts change your U.S. income tax, file Form 1040X, Amended U.S. Individual Income Tax Return, with Copy B of Form W-2c to amend the return you previously filed.

In addition to what is reported on Form W-2 (or Form W-2c), Line 1 will also report the amount of excess housing allowance calculated (the amount by which the housing allowance exceeds the lesser of the minister's housing expenses or the fair rental value of the minister's home plus utilities.)

Items not reported on line 1. Some kinds of income are not taxable. These items are called *exclusions*. Most exclusions apply in computing both income taxes and self-employment taxes. The housing allowance is an example of an exclusion that applies only to income taxes and not to self-employment taxes. Some of the more common exclusions for ministers include:

Gifts. Gifts, as defined by the Internal Revenue Code and the courts, are excludable from taxable income so long as they are not compensation for services. However, employers are not permitted to give tax-free gifts to employees. Likewise, the IRS and the courts have ruled that gifts ministers receive directly from members of their congregations may not always be excluded as gifts from taxable income. Before excluding gifts from taxable income, the minister should consult with a CPA or a tax attorney.

Life insurance and inheritances. Life insurance proceeds and inheritances are excludable from taxable income. Income earned before distributions of proceeds is generally taxable as income.

Employer-paid group life insurance. Employees may exclude the cost of employer-provided group term life insurance so long as the amount of coverage does not exceed \$50,000.

Tuition reductions. School employees may exclude from their taxable income a “qualified tuition reduction” provided by their employer. A qualified tuition reduction is a reduction in tuition charged to employees or their spouses or dependent children by an employer that is an educational institution.

Lodging. The value of lodging furnished to a minister, i.e., a parsonage, is excluded from income. This exclusion is not available in the computation of self-employment taxes. The value of lodging furnished to a non-minister employee on an employer’s premises and for the employer’s convenience may be excludable from taxable income if the employee is required to accept the lodging as a condition of employment.

Educational assistance. Amounts paid by an employer for an employee’s tuition, fees, and books may be excludable from the employee’s taxable income, if the church has adopted a written educational assistance plan. The exclusion may not exceed \$5,250 per year.

Employer-provided childcare. The value of free childcare services provided by a church to its employees is excluded from employees’ income so long as the benefit is based on a written plan that does not discriminate in favor of highly compensated employees. Other conditions apply.

Nondiscrimination rules. Many of the exclusions are not available to employees who are either “highly compensated employees” or “key employees” if the same benefit is not available on a nondiscriminatory basis to lower-paid employees. For 2019, a highly compensated employee is an employee whose compensation for the previous year was in excess of \$125,000.

Key point. Some exclusions are available only to taxpayers who report their income taxes as employees and not as self-employed persons. Many, however, apply to both employees and self-employed persons.

There are four other exclusions that are explained below—the housing allowance, tax-sheltered annuities, qualified scholarships, and sale of a home.

Housing Allowance

KEY POINT The housing allowance is being challenged in a federal

lawsuit as an unconstitutional preference for religion. The current status of this case is summarized in a special section at the beginning of this tax guide.

The most important tax benefit available to ministers who own or rent their homes is the housing allowance exclusion. Ministers who own or rent their home do not pay federal income taxes on the amount of their compensation that their employing church designates in advance as a housing allowance, to the extent that (1) the allowance represents compensation for ministerial services, (2) it is used to pay housing expenses, and (3) it does not exceed the fair rental value of the home (furnished, plus utilities). Housing-related expenses include mortgage payments, rent, utilities, repairs, furnishings, insurance, property taxes, additions, and maintenance.

A church cannot designate a housing allowance retroactively.

Some churches fail to designate housing allowances prospectively and thereby deprive ministers of an important tax benefit.

Ministers who live in a church-owned parsonage do not pay federal income taxes on the fair rental value of the parsonage.

TAX SAVINGS TIP Ministers who live in a church parsonage and incur any out-of-pocket expenses in maintaining the parsonage (such as utilities, property taxes, insurance, furnishings, or lawn care) should be sure that their employing church designates in advance a portion of their annual compensation as a parsonage allowance. The amount so designated is not reported as wages on the minister's Form W-2 at the end of the year (if the allowance exceeds the actual expenses, the difference must be reported as income by the minister). This is an important tax benefit for ministers living in a church-provided parsonage. Unfortunately, many of these ministers are not aware of this benefit or are not taking advantage of it.

TAX SAVINGS TIP Ministers who own their homes lose the largest component of their housing allowance exclusion when they pay off their home mortgage loan. Many ministers in this position have obtained home equity loans, or a conventional loan secured by a mortgage on their otherwise debt-free home and have claimed their payments under these kinds of loans as a housing expense in computing their housing allowance exclusion. The Tax Court has ruled that this is permissible only if the loan proceeds were spent on housing-related expenses.

TAX SAVINGS TIP Ministers should be sure that the designation of a housing or parsonage allowance for the next year is on the agenda of the church (or church board) for one of its final meetings during the current year. The designation should be an official action, and it should be duly recorded in the minutes of the meeting. The IRS also recognizes designations included in employment contracts and budget line items—assuming in each case that the designation was appropriately adopted in advance by the church and supported by underlying documentation as to each minister’s anticipated housing expenses.

The rental value of a parsonage, and a housing allowance, are exclusions only for federal income tax reporting purposes. Ministers cannot exclude a housing allowance or the fair rental value of a parsonage when computing self-employment (Social Security) taxes *unless they are retired*. The tax code specifies that the self-employment tax does *not* apply to “the rental value of any parsonage or any parsonage allowance provided after the [minister] retires.”

Ministers should check their state income tax rules to determine the housing allowance rules for state income taxes.

The housing allowance is available to ministers whether they report their income taxes as employees or as self-employed (whether the church issues them a Form W-2 or a Form 1099).

Housing expenses to include in computing your housing allowance exclusion

Ministers who own or rent their home should take the following expenses into account in computing their housing allowance exclusion:

- Down payment on a home (but note that a housing allowance is nontaxable only to the extent that it does not exceed the lesser of the amount designated by their church, the actual housing expenses or the fair rental value of a minister’s home, as furnished, plus utilities)
- Mortgage payments on a loan to purchase or improve your home (include both interest and principal)
- Rent
- Real estate taxes

- Property insurance
- Utilities (electricity, gas, water, trash pickup, land-line telephone charges)
- Furnishings and appliances (purchase and repair)
- Structural repairs and remodeling
- Yard maintenance and improvements
- Maintenance items (pest control, etc.)
- Homeowners association dues

KEY POINT In 2007 the Tax Court characterized Internet expenses as utility expenses. This suggests that a housing allowance may be used to pay for Internet expenses (i.e., Internet access, cable television). Neither the IRS nor the Tax Court has addressed this issue directly, so be sure to check with a tax professional about the application of a housing allowance to these expenses.

Please note the following:

- A housing allowance must be designated in advance. Retroactive designations of housing allowances are not effective.
- The housing allowance designated by the church is not necessarily nontaxable. It is nontaxable (for income taxes) only to the extent that it is used to pay for housing expenses, and, for ministers who own or rent their home, does not exceed the fair rental value of their home (furnished, plus utilities).
- A housing allowance can be amended during the year if a minister's housing expenses are more than expected. However, an amendment is only effective prospectively. Ministers should notify their church if their actual housing expenses are significantly more than the housing allowance designated by their church. But note that it serves no purpose to designate a housing allowance greater than the fair rental value of a minister's home (as furnished, plus utilities).
- If the housing allowance designated by the church exceeds housing expenses or the fair rental value of a minister's home, the excess housing allowance should be reported on line 1 of Form 1040.

- The housing allowance exclusion is an exclusion for federal income taxes only. Ministers must add the housing allowance as income in reporting self-employment taxes on Schedule SE (unless they are exempt from self-employment taxes).
- The fair rental value of a church-owned home provided to a minister as compensation for ministerial services is not subject to federal income tax.

EXAMPLE A church designated \$25,000 of Pastor D's 2018 compensation as a housing allowance. Pastor D's housing expenses for 2018 were utilities of \$4,000, mortgage payments of \$18,000, property taxes of \$4,000, insurance payments of \$1,000, repairs of \$1,000, and furnishings of \$1,000. The fair rental value of the home (including furnishings) is \$19,000. Pastor D's housing allowance is nontaxable in computing income taxes only to the extent that it is used to pay housing expenses and does not exceed the fair rental value of her home (furnished, plus utilities). Stated differently, the nontaxable portion of a housing allowance is the least of the following three amounts: (1) the housing allowance designated by the church; (2) actual housing expenses; (3) the fair rental value of the home (furnished, plus utilities). In this case, the lowest of these three amounts is the fair rental value of the home, furnished plus utilities (\$23,000), and so this represents the nontaxable portion of Pastor D's housing allowance. Pastor D must report the difference between this amount and the housing allowance designated by her church (\$2,000) as additional income on line 1 of Form 1040.

EXAMPLE Same facts as the previous example, except the church designated \$12,000 of Pastor D's salary as a housing allowance. The lowest of the three amounts in this case would be \$12,000 (the church designated housing allowance) and so this represents the nontaxable amount. Note that the Pastor D's actual housing expenses were more than the allowance, and so she was penalized because of the low allowance designated by her church.

EXAMPLE Pastor Y owns a home and incurred housing expenses of \$12,000 in 2018. These expenses include mortgage principal and interest, property taxes, utilities, insurance and repairs. The church designated (in advance) \$12,000 of Pastor Y's 2018 compensation as a housing allowance. Pastor Y is able to itemize expenses on Schedule A (Form 1040). He is able to claim itemized deductions on Schedule A for both his mortgage interest and his property taxes (up to \$10,000), even though his taxable income was already reduced by these items because of their

inclusion in the housing allowance. This is often referred to as the “double deduction.” In fact, it represents an exclusion and a deduction.

EXAMPLE In preparing his income tax return for 2018, Pastor H discovers that his church failed to designate a housing allowance for him for 2018. He asks his church to pass a resolution retroactively granting the allowance for 2018. Such a resolution is ineffective, and Pastor H will not be eligible for any housing allowance exclusion in 2018.

KEY POINT The Sarbanes-Oxley Act makes it a crime to knowingly falsify any document with the intent to influence “the investigation or proper administration of any matter within the jurisdiction of any department or agency of the United States . . . or in relation to or contemplation of any such matter or case,” and this provision contains no exemption for churches or pastors. It is possible that a pastor’s backdating of a board resolution to qualify for a housing allowance for the entire year is fraud and violates this provision in the Sarbanes-Oxley Act, exposing the pastor to a fine or imprisonment. Even if the pastor’s action does not violate the Act, it may result in civil or criminal penalties for tax fraud under the tax code.

TAX SAVINGS TIP Ministers should be sure that the designation of a housing or parsonage allowance for the next year is on the agenda of the church board for one of its final meetings during the current year. The designation should be an official action, and it should be duly recorded in the minutes of the meeting. The IRS also recognizes designations included in employment contracts and budget line items—assuming in each case that the designation was duly adopted in advance by the church.

How much should a church designate as a housing allowance?

The IRS has stated that there are no limitations on how much of a minister’s compensation can be designated by his or her employing church as a housing allowance. However, as noted above, this means little, since the nontaxable portion of a church-designated housing allowance for ministers who own or rent their home cannot exceed the lesser of (1) actual housing expenses, or (2) the fair rental value of the home (furnished, plus utilities).

Many churches base the housing allowance on their minister's estimate of actual housing expenses for the new year. The church provides the minister with a form on which anticipated housing expenses for the new year are reported. For ministers who own their homes, the form asks for projected expenses in the following categories: down payment, mortgage payments, property taxes, property insurance, utilities, furnishings and appliances, repairs and improvements, maintenance, and miscellaneous. Many churches designate an allowance in excess of the anticipated expenses itemized by the minister. Basing the allowance solely on a minister's anticipated expenses penalizes the minister if actual housing expenses turn out to be higher than expected. In other words, the allowance should take into account unexpected housing costs or inaccurate projections of expenses.

KEY POINT The housing allowance is available only if two conditions are met: (1) the recipient is a minister for tax purposes (as defined above), and (2) the allowance is compensation for services performed in the exercise of ministry.

Churches sometimes neglect to designate a housing allowance in advance of a new calendar year. For example, a church board may discover in March of 2019 that it failed to designate a housing allowance for its pastor for 2019. It is not too late to act. The church should immediately designate a portion of its minister's remaining compensation for 2019 as a housing allowance. This problem can be avoided by stipulating in each annual housing allowance designation that the allowance is for the current year *and all future years unless otherwise provided*. If such a resolution had been adopted in the December 2017 board meeting (i.e., "for 2018 and future years") it would not matter that the church neglected to designate a minister's 2019 allowance until March of 2019, since the previous designation would have carried over. Such "safety net" designations are not a substitute for annual housing allowances (they have never been addressed or endorsed by the IRS or Tax Court). Rather, they provide a basis for claiming a housing allowance if a church neglects to designate one.

KEY POINT Churches cannot designate a housing allowance retroactively.

KEY POINT The IRS has ruled that a *retired minister* is eligible for a housing allowance exclusion if the following conditions are satisfied: (1) a portion of the retired minister's pension income is designated as a housing allowance by his or her church or the church pension board of a denominational pension fund; (2) the retired minister has severed his or her relationship with the local church and relies on the fund for a pension; (3) the pensions paid to retired ministers "compensate them for past

services to the local churches of the denomination or to the denomination.” Retired ministers who receive benefits from a denominational pension fund will be eligible in most cases to have some or all of their benefits designated in advance as a housing allowance. This is an attractive benefit for retired ministers that is not available with some other kinds of retirement plans. Retired ministers also can exclude from their gross income the rental value of a home (plus utilities) furnished to them by their church as a part of their pay for past services. A minister’s surviving spouse cannot exclude a housing allowance or rental value of a parsonage unless the allowance or parsonage is for ministerial services he or she performs or performed.

The self-employment tax does not apply to the rental value of a parsonage or a housing allowance provided after a minister retires.

KEY POINT Ministers who own their homes lose the largest component of their housing allowance exclusion when they pay off their home mortgage loan. Many ministers in this position have obtained home equity loans—or a conventional loan secured by a mortgage on their otherwise debt-free home—and have claimed their payments under these kinds of loans as a housing expense in computing their housing allowance exclusion. The Tax Court has ruled that this is permissible only if the loan proceeds were spent on housing-related expenses.

Section 403(b) plans

Payments made by your church and your salary reduction contributions to a 403(b) plan are not reportable income for income tax or self-employment tax purposes as long as the total amount credited to your retirement account does not exceed contribution limits under Sections 415(c) and 402(g) of the tax code.

Contribution limits

For 2018 total annual additions (employer contributions, salary reduction and tax paid contributions) could not exceed the lesser of 100 percent of your compensation (excluding a minister’s housing allowance) or \$55,000. This rule is known as the “section 415(c) limit.” Excess contributions can result in income tax, additional taxes, and penalties. The effect of excess contributions depends on the type of excess contribution. The distributed excess amount may not be rolled over to another 403(b) plan or to an IRA.

NEW IN 2019 The limit on annual additions is \$56,000 for 2019.

Minister's housing allowance and contribution limits

For 2018 the Section 415(c) limit restricts 403(b) contributions to the lesser of 100 percent of compensation or \$55,000. For 2019, this amount is \$56,000. Does the term “compensation” include a minister’s housing allowance? This is an important question for ministers, since the answer will determine how much can be contributed to a 403(b) plan. If the housing allowance is treated as compensation, then ministers will be able to contribute larger amounts. The tax code specifies that the term “compensation” for purposes of applying the section 415(c) limit to a 403(b)(3) plan “means the participant’s includible compensation determined under section 403(b)(3).” Section 403(b)(3) defines compensation to include “the amount of compensation which is received from the employer . . . and which is includible in gross income.” Section 107 of the tax code specifies that a minister’s housing allowance (or the annual rental value of a parsonage) is *not* included in the minister’s gross income for income tax reporting purposes. Therefore, it would appear that the definition of compensation for purposes of computing the Section 415(c) limit would *not* include the portion of a minister’s housing allowance that is excludable from gross income, or the annual rental value of a parsonage. For many years the IRS website included the following question and answer addressing this issue:

Question. I am an employee minister in a local church. Each year, my church permits \$25,000 as a yearly tax-free housing allowance. I would like to use my yearly housing allowance as compensation to determine my annual contribution limits (to a TSA) under section 415(c) of the Internal Revenue Code. May I do so?

Answer. No. For purposes of determining the limits on contributions under section 415(c) of the Internal Revenue Code, amounts paid to an employee minister, as a tax-free housing allowance, may not be treated as compensation pursuant to the definitions of compensation under section 1.415-2(d) of the income tax regulations.

KEY POINT Churches that include the housing allowance as compensation when calculating the amount of the church’s contribution to 403(b) plans must perform an additional calculation to ensure the total contributions to the plan do not exceed the maximum contribution allowed under section 415(c).

Taxation of distributions from a 403(b) plan

Amounts you contribute through salary reduction, and the earnings attributable to these contributions, generally cannot be withdrawn before you reach age 59½, separate from service, die, or become disabled. In some cases of financial hardship, you may withdraw your own salary reduction contributions (but not the earnings on them) prior to the occurrence of any of the above events. A 403(b) plan may make hardship distributions only if permitted by the plan.

Once amounts are distributed, they are generally taxable as ordinary income unless designated in advance as a minister's housing allowance. In addition, if amounts are distributed prior to your reaching age 59½, you will be assessed an additional tax of 10 percent of the amount which is includable in income, unless one of the following exceptions applies:

- The distributions are part of a series of substantially equal periodic payments made over your life or the lives of your beneficiaries and after you separate from service.
- The distributions are made after you separate from service in or after the year in which you reach age 55.
- The distributions do not exceed the amount of unreimbursed medical expenses that you could deduct for the current year.
- The distributions are made after your death, or after you become disabled.
- The distributions are made to an alternate payee pursuant to a qualified domestic relations order.

The additional tax is computed on Form 5329.

KEY POINT You must receive all, or at least a certain minimum, of your interest accruing after 1986 in a 403(b) plan by April 1 of the calendar year following the later of the calendar year in which you become age 70 1/2, or the calendar year in which you retire. This required minimum is called your required minimum distribution ("RMD").

Salary reduction contributions (Section 402(g))

In addition to the section 415(c) limit there is an annual limit on elective deferrals. The limit applies to the total of all elective deferrals contributed (even if contributed by

different employers) for the year on your behalf to a variety of retirement plans, including 403(b) plans. Generally, you cannot defer more than an allowable amount each year for all plans covering you. For 2018 the allowable limit was \$18,500. If you defer more than the allowable amount for a tax year, you must include the excess in your taxable income for that year.

NEW IN 2019 The dollar limit on annual elective deferrals increases to \$19,000.

KEY POINT Church employees can make a special election that allows their employer to contribute up to \$10,000 for the year, even if this is more than 100 percent of your compensation. The total contributions over your lifetime under this election cannot be more than \$40,000.

The limit on elective deferrals increases for individuals who have attained age 50 by the end of the year. The additional amount that may be made is the lesser of (1) the “applicable dollar amount,” or (2) the participant’s compensation for the year reduced by any other elective deferrals of the participant for the year. The applicable dollar amount is \$6,000 for 2018 and 2019. Catch-up contributions are not subject to any other contribution limits and are not taken into account in applying other contribution limits.

Qualified scholarships

KEY POINT Qualified scholarships are excludable from taxable income.

Amounts received as a qualified scholarship by a candidate for a degree may be excluded from gross income. A qualified scholarship is any grant amount that, in accordance with the conditions of the grant, is used for tuition and course-related expenses. Qualified tuition and related expenses are those used for (1) tuition and fees required for the enrollment or attendance at an educational institution or (2) fees, books, supplies, and equipment required for courses of instruction at the educational institution. The scholarship need not specify that it is to be used only for qualified tuition and related expenses. All that is required is that the recipient uses the scholarship for such expenses and that the scholarship does not specify that it is to be used for nonqualified expenses (such as room and board). In addition to these requirements, the scholarship must meet the additional requirements if the recipient is an employee or a family member of an employee. Generally, the scholarship must be noncompensatory in nature, selected using nonemployment related criteria, and an independent committee must make the selection of the recipient. Additional requirements may also apply. The church should seek the advice of a CPA or tax attorney to determine the proper treatment of scholarships to

employees and their children.

KEY POINT Amounts paid by a church for the education of a pastor or other church employee cannot be treated as a nontaxable scholarship if paid “as compensation for services.”

Any amount received in excess of the qualified tuition and related expenses, such as amounts received for room and board, is not eligible for this exclusion.

Any amount received that represents payment for teaching, research, or other services required as a condition for receiving a qualified scholarship cannot be excluded from gross income. In addition, amounts paid by a church for the education of a pastor or other church employee cannot be treated as a nontaxable scholarship if paid “as compensation for services.”

EXAMPLE First Church establishes a scholarship fund for seminary students. Robert is a church member who is pursuing a master’s degree at a seminary. The church votes to award him a scholarship of \$2,500 for 2019. So long as Robert uses the scholarship award for tuition or other course-related expenses, he need not report it as income on his federal tax return. The better practice would be for the church to stipulate that the scholarship is to be used for tuition or other course-related expenses (for example, fees, books, supplies), or for the church to pay the expenses directly to the educational institution. This will ensure that the scholarship does not inadvertently become taxable income because its specific use was not designated and the recipient used it for nonqualified expenses. As long as amounts are paid through a qualified scholarship plan, the church is not required to report the scholarship on Form 1099-MISC to the recipient.

Sale or exchange of your principal residence

A taxpayer who is an individual may exclude up to \$250,000 (\$500,000 if married filing a joint return) of gain realized on the sale or exchange of a principal residence. To be eligible for the exclusion, the taxpayer must have owned and used the residence as a principal residence for at least two of the five years ending on the date of the sale or exchange. A taxpayer who fails to meet these requirements by reason of a change of place of employment, health, or (to the extent provided under regulations) unforeseen circumstances, is able to exclude an amount equal to the fraction of the \$250,000 (\$500,000 if married filing a joint return) that is equal to the fraction of the two years that

the ownership and use requirements are met. The exclusion under this provision may not be claimed for more than one sale or exchange during any two-year period unless the special provisions for unforeseen circumstances apply.

Line 2 (Form 1040). Interest income: attach Schedule B if over \$1,500

Complete this line if you had interest income. Tax-exempt interest income is reported on Line 2a with taxable interest income reported on Line 2b. If you had taxable interest income of more than \$1,500, complete Schedule B.

Line 3 (Form 1040). Dividend income; attach Schedule B if more than \$1,500.

Complete this line only if you had dividend income. Qualified dividend income is reported on Line 3a and enter all dividend income on Line 3b. If you had dividend income of more than that \$1,500, complete Schedule B.

Lines 4a and 4b (Form 1040). IRA, pension, and annuity income

You should receive a Form 1099-R showing the total amount of your pension and annuity payments before income tax or other deductions were withheld. This amount should be shown in box 1 of Form 1099-R. Pension and annuity payments include distributions from 401(k) and 403(b) plans. Do not include the following payments, instead report them on line 1.

- Disability pensions received before you reach the minimum retirement age set by your employer.
- Corrective distributions (including any earnings) of excess salary deferrals or excess contributions to retirement plans. The plan must advise you of the year(s) the distributions are includible in income.

Many denominational pension funds annually designate 100 percent of pension and disability benefits paid to retired ministers as a housing allowance. In such cases the 1099-R form may show that the taxable amount of the pension income is “not determined” by checking the box on line 2b. If you are a retired or disabled minister, you may exclude all or a portion of your pension or disability income from your gross income reported on line 4 of Form 1040 if (1) you can document that the monies were actually spent on housing-related expenses during the tax year, (2) the amount excluded does not exceed the fair rental value of the home (furnished, including utilities) and (3) the applicable pension board designated the retirement payments as housing allowance.

IRS Publication 517 states: “If you are a retired minister, you can exclude from your

gross income the rental value of a home (plus utilities) furnished to you by your church as a part of your pay for past services, or the part of your pension that was designated as a rental allowance. However, a minister's surviving spouse cannot exclude the rental value unless the rental value is for ministerial services he or she performs or performed.”

KEY POINT Surviving spouses of deceased ministers cannot exclude any portion of the benefits received from their deceased spouse's 403(b) account as a housing allowance.

Line 5 (Form 1040). Social Security benefits

KEY POINT Individuals who receive Social Security retirement, disability, or survivor benefits may have to pay taxes on a portion of their benefits.

If you received Social Security benefits in 2018, you need to know whether or not these benefits are taxable. Here are several rules the IRS has formulated to assist Social Security beneficiaries in knowing if their benefits are taxable:

1. You should receive a Form SSA-1099 showing in box 3 the total social security benefits paid to you. Box 4 will show the amount of any benefits you repaid in 2018. If you received railroad retirement benefits treated as social security, you should receive a Form RRB-1099. Use the Social Security Benefits Worksheet in these instructions to see if any of your benefits are taxable.
2. How much, if any, of your Social Security benefits are taxable depends on your total income and marital status.
3. Generally, if Social Security benefits were your only income for 2018, your benefits are not taxable and you probably do not need to file a federal income tax return.
4. If you received income from other sources, your benefits will not be taxed unless your modified adjusted gross income is more than the base amount for your filing status.
5. Your taxable benefits and modified adjusted gross income are computed on a worksheet in the instructions to Form 1040.
6. You can do the following quick computation to determine whether some of your benefits may be taxable:

First, add one-half of the total Social Security benefits you received to all your other income, including any tax-exempt interest and other exclusions from income.

Then, compare this total to the “base amount” for your filing status. If the total is more than your base amount, some of your benefits may be taxable.

The 2018 base amounts are:

\$32,000 for married couples filing jointly

\$25,000 for single, head of household, qualifying widow/widower with a dependent child, or married individuals filing separately who did not live with their spouses at any time during the year

\$0 for married persons filing separately who lived together during the year

For additional information on the taxability of Social Security benefits, see IRS Publication 915, *Social Security and Equivalent Railroad Retirement Benefits*. Publication 915 is available at IRS.gov.

Line 6 (Form 1040). Total income

Report “total income” on this line. This is the sum of the amounts reported on lines 1-5 of Form 1040, plus the additional categories of income reported on lines 10-22 of Schedule 1 (Form 1040). The most important of these for ministers include

(1) Line 12 (Schedule 1). Business income

Report self-employment earnings (from Schedule C or C-EZ). Self-employment earnings include:

- Compensation reported to you on a Form 1099-MISC
- Fees received directly from church members for performing personal services (such as marriages and funerals)
- Honoraria you received for guest speaking appearances in other churches

If you received income from any of these kinds of activities, compute your net earnings on Schedule C and transfer this amount to line 12 of Schedule 1 (Form 1040) and then to line 6 (Form 1040).

(2) Line 13 (Schedule 1). Capital gains

Also report on line 13 capital gains or losses (attach Schedule D) from the sale of capital assets. These include stocks, bonds, and property. Gain or loss is reported on Schedule D. You also may have to file Form 8949 (see the instructions to both forms for details). This amount, along with the other amounts reported on Schedule 1, is carried over to line 6 (Form 1040).

(3) Line 21 (Schedule 1). "Other income"

"Other income" is reported on line 21 of Schedule 1 (Form 1040) and carried over to line 6 (Form 1040). Other income includes the following items:

- A canceled debt or a debt paid for you by another person (unless the person who canceled or paid your debt intended it to be a gift)
- The fair market value of a free tour you receive from a travel agency for organizing a group of tourists (in some cases this may be reported on Schedule C)
- Most prizes and awards
- Some taxable distributions from a health savings account (HSA) or Archer MSA (see IRS Publication 969)
- Jury duty pay

Taxable benefits provided by the church but not included on Form W-2 or Form W-2c. (Also remember to include these benefits on Schedule SE for the calculation of self-employment tax.)

Step 5: Adjustments to income

Line 7 (Form 1040). Adjusted gross income

You may deduct certain adjustments from total income (line 6) to compute your adjusted gross income. Report the adjustments on lines 23 through 36 of Form 1040 (Schedule 1). The total amount is subtracted from line 6 to compute adjusted gross income that is reported on line 7.

If you have no adjustments to income, enter the amount from line 6 on this line.

The two most relevant adjustments for ministers the deduction for one-half of the self-employment tax, and payments to an individual retirement account (IRA). Both are summarized below.

Schedule 1 (Form 1040) line 27. One-half of self-employment tax

KEY POINT Every minister who pays self-employment taxes on ministerial income qualifies for this deduction. Some are not claiming it.

All ministers are self-employed for Social Security with respect to their ministerial income. They can deduct half of their actual self-employment taxes as an adjustment on line 27 (Schedule 1) of Form 1040, whether or not they are able to itemize deductions on Schedule A.

Schedule 1 (Form 1040) line 32. Payments to an individual retirement account (IRA)

An individual retirement arrangement, or IRA, is a personal savings plan which allows you to set aside money for retirement, while offering you tax advantages. You can set up different kinds of IRAs with a variety of organizations, such as a bank or other financial institution, a mutual fund, or a life insurance company.

The original IRA is referred to as a “traditional IRA.” A traditional IRA is any IRA that is not a Roth IRA or a SIMPLE IRA. You may be able to deduct some or all of your contributions to a traditional IRA. You may also be eligible for a tax credit equal to a percentage of your contribution. Amounts in your traditional IRA, including earnings, generally are not taxed until distributed to you. IRAs cannot be owned jointly. However, any amounts remaining in your IRA upon your death can be paid to your beneficiary or beneficiaries.

To contribute to a traditional IRA, you must be under age 70½ at the end of the tax year. You, or your spouse if you file a joint return, must have taxable compensation, such as wages, salaries, commissions, tips, bonuses, or net income from self-employment. Compensation does not include earnings and profits from property, such as rental income, interest and dividend income, or any amount received as pension or annuity income, or as deferred compensation.

For 2018, if you file a joint return and your taxable compensation is less than that of your

spouse, the most that can be contributed for the year to your IRA is the smaller of the following two amounts: (1) \$5,500 (\$6,500 if you are age 50 or older), or (2) the total compensation includible in the gross income of both you and your spouse for the year, reduced by your spouse's IRA contribution for the year to a traditional IRA and any contributions for the year to a Roth IRA on behalf of your spouse.

NEW IN 2019 The maximum annual dollar contribution limit for IRA contributions remains at \$6,000 for 2019. Also, the additional catch-up contribution limit for an individual who has attained age 50 before the end of the taxable year remains at \$1,000.

All IRA contributions must be made by the due date of your tax return, not including extensions. This means that your 2018 IRA contribution must be made by April 15, 2019, even if you obtain an extension for filing this return.

Your allowable deduction may be reduced or eliminated, depending on your filing status, the amount of your income, and if you or your spouse are covered by an employer provided retirement plan. The deduction begins to decrease (phase out) when your income rises above a certain amount and is eliminated altogether when it reaches a higher amount. The amounts vary depending on your filing status. If you were covered by an employer provided retirement plan, then the deduction for contributions to your IRA are completely phased out when adjusted gross income reaches \$121,000 (MFJ) or \$73,000 (Single). (For 2019 limits are \$123,000 (MFJ) and \$74,000 (Single)) If your spouse was covered by an employer retirement plan at any time during 2018 and you made contributions to your IRA, your allowable IRA deduction is completely phased out when adjusted gross income reaches \$199,000 (MFJ). (For 2019 the limit is \$203,000 (MFJ)).

(See IRS Publication 590.) The Form W-2 you receive from your church or other employer has a box used to show whether you were covered by a retirement plan during the year. The "Retirement Plan" box should have a mark in it if you were covered. Employer retirement plans include 403(b) tax-sheltered annuities.

Figure your deduction using the worksheets in the instructions to Form 1040 or in Publication 590.

Individuals who cannot claim a deduction for an IRA contribution still can make nondeductible IRA contributions, subject to the lesser of \$5,500 (for 2018 and \$6,000 2019) or earned income limits. Earnings on these amounts continue to accumulate on a tax-deferred basis. When distributions are made from the IRA, special rules apply in figuring the tax on the distributions when both deductible and nondeductible contributions were made to the IRA. Form 8606 is used to designate a contribution as

nondeductible and must be filed or the full amount of future withdrawals may be taxed. Withdrawals before age 59½ are subject to a 10 percent penalty tax that also applies to deductible IRA contributions.

Distributions from a traditional IRA are fully or partially taxable in the year of distribution. Use Form 8606 to figure the taxable portion of withdrawals. If you made only deductible contributions, distributions are fully taxable.

Distributions made prior to age 59½ may be subject to a 10 percent additional tax. You also may owe an excise tax if you do not begin to withdraw minimum distributions by April 1st of the year after you reach age 70½.

A Roth IRA differs from a traditional IRA in several respects. A Roth IRA does not permit a deduction at the time of contribution. Regardless of your age, you may be able to establish and make nondeductible contributions to a Roth IRA. However, you may be limited in the amount of nondeductible contributions you may make to your Roth IRA due to your adjusted gross income (AGI). For those filing as married filing jointly, no contribution may be made to a Roth IRA if your AGI, as modified, is \$199,000 or above. For those filing as single, no contribution may be made to a Roth IRA if your AGI, as modified, is \$135,000 or above.

You do not report Roth contributions on your tax return. To be a Roth IRA, the account or annuity must be designated as a Roth IRA when it is set up. Like a traditional IRA, a Roth IRA can be set up but there are limitations on the amount that can be contributed and the time of year that contributions can be made. You do not include in your gross income qualified distributions or distributions that are a return of your regular contributions from your Roth IRA. Refer to Publication 590 for additional information on Roth IRA(s).

For information on conversions from a traditional IRA to a Roth IRA, refer to Publication 590. No further contributions to a traditional IRA are permissible in the year you reach age 70½ or for any later year, and distributions from a traditional IRA must generally begin by April 1 of the year following the year in which you reach age 70½. However, you must receive at least a minimum amount for each year starting with the year you reach age 70½ (your “70½ year”). If you do not (or did not) receive that minimum amount in your 70½ year, then you must receive distributions for your 70½ year by April 1 of the next year. This means that you will have two required distributions in that year.

Even if you receive a distribution from your IRA before age 59 1/2, you may not have to pay the 10% penalty if the distributions are not more than your qualified education expenses, or you use the distributions to buy, build, or rebuild a first home. See IRS

Publication 590-B for an explanation of exceptions to the age 59 1/2 rule.

Charitable contributions. An IRA owner, age 70½ or over, can directly transfer, tax-free, up to \$100,000 per year to an eligible charity. Distributions from employer-sponsored retirement plans, including SIMPLE IRA plans and simplified employee pension (SEP) plans, are not eligible. To qualify, the funds must be transferred directly by the IRA custodian to the eligible charity. Distributed amounts may be excluded from the IRA owner's income, resulting in lower taxable income for the IRA owner. However, if the IRA owner excludes the distribution from income, no deduction, such as a charitable contribution deduction on Schedule A, may be taken for the distributed amount.

To report a qualified charitable distribution on your Form 1040 tax return, you generally report the full amount of the charitable distribution on the line for IRA distributions (line 4a, Form 1040). On the line for the taxable amount (line 4b, Form 1040), enter zero if the full amount was a qualified charitable distribution. Enter "QCD" next to this line. See the Form 1040 instructions for additional information.

Not all charities are eligible. For example, donor-advised funds and supporting organizations are not eligible recipients.

Amounts transferred to a charity from an IRA are counted in determining whether the owner has met the IRA's required minimum distribution (RMD).

EXAMPLE A church has a senior pastor who is 52 years old, and a youth pastor who is 30 years old. The church does not participate in a retirement program for its staff. In 2019 the senior pastor can contribute \$7,000 to an IRA (maximum annual contribution of \$6,000 plus a "catch-up" contribution of \$1,000), and the youth pastor can contribute \$6,000.

Step 6: Tax computation

Line 8 (Form 1040). Itemized deductions or standard deduction

KEY POINT Itemize your deductions on Schedule A only if they exceed the standard deduction for your filing status.

On line 8 you enter either your itemized deductions from Schedule A or a standard deduction amount. Itemized deductions are discussed under Schedule A in this guide. For 2018, the standard deduction amounts are as follows:

FILING STATUS AND STANDARD DEDUCTION AMOUNT (2018)

single.....	\$12,000
married filing jointly or qualifying widow(er).....	\$24,000
married filing separately	\$12,000
head of household	\$18,000

Line 11 (Form 1040). Compute tax

Most ministers can use the tax tables to determine their income taxes. Some higher income ministers must use the tax rate schedules (a spouse’s income is considered in deciding whether or not to use the tax rate schedules).

Step 7: Credits

A credit is a direct dollar-for-dollar reduction in your tax liability. It is much more valuable than deductions and exclusions, which merely reduce taxable income. On your 2017 Form 1040, tax credits were reported on lines 48-55. On your 2018 Form 1040, these (nonrefundable) credits are reported on lines 48-55 of Schedule 3, and the total amount for all credits is carried over to line 12b of Form 1040 (and check the box next to line 12b). The more common and important credits for ministers are the child tax credit, the credit for child and dependent care expenses, and the retirement savings credit. Each of these is addressed below.

Line 12a (Form 1040). Child tax credit

The Tax Cuts and Jobs Act of 2017 temporarily increases the child tax credit to \$2,000 per qualifying child. The credit is further modified to temporarily provide for a \$500 nonrefundable credit for qualifying dependents other than qualifying children (such as aging parents). The provision generally retains the present-law definition of *dependent*.

KEY POINT The child tax credit is doubled, from \$1,000 to \$2,000 per qualifying child, beginning in 2018, and a new credit of \$500 is established for “non-child” dependents, such as an aging parent.

However, the maximum amount refundable may not exceed \$1,400 per qualifying child (calculated and reported on lines 17b and 17 on Form 1040 from Schedule 8812). Additionally, in order to receive the child tax credit (*i.e.*, both the refundable and non-refundable portion) a taxpayer must include a Social Security number for each qualifying

child for whom the credit is claimed on the tax return. For these purposes, a Social Security number must be issued before the due date for the filing of the return for the taxable year. This requirement does not apply to a non-child dependent for whom the \$500 nonrefundable credit is claimed.

Further, the Tax Cuts and Jobs Act of 2017 retains the present-law age limit for a qualifying child. As a result, a qualifying child is an individual who has not attained age 17 during the taxable year. The law also modifies the adjusted gross income phaseout thresholds. The credit begins to phase out for taxpayers with adjusted gross income in excess of \$400,000 (in the case of married taxpayers filing a joint return) and \$200,000 (for all other taxpayers). These phaseout thresholds are not indexed for inflation.

These new provisions are effective for taxable years beginning after December 31, 2017, and expire for taxable years beginning after December 31, 2025, unless extended by Congress.

Line 12b (from Form 1040, Schedule 3, line 49). Credit for child and dependent care expenses: attach Form 2441

Complete this line if you are eligible for a credit for child or dependent care expenses. See the instructions to Form 1040, line 12b, for details and conditions. Please check box next to line 12b.

See IRS Publication 972 for additional information.

Line 12b (from Form 1040, Schedule 3, line 51. Retirement Savings Contributions Credit (“Saver’s Credit”)

If you make eligible contributions to certain eligible retirement plans or to an individual retirement arrangement (IRA), you may be able to take a tax credit. The amount of the saver’s credit you can get is generally based on the contributions you make and your credit rate. Refer to Publication 590 or the instructions for Form 8880 for more information. If you are eligible for the credit, your credit rate can be as low as 10 percent or as high as 50 percent, depending on your adjusted gross income. The lower your income, the higher the credit rate; your credit rate also depends on your filing status. These two factors will determine the maximum credit you may be allowed to take. You are not eligible for the credit if your adjusted gross income exceeds a certain amount.

The credit is available with respect to elective deferrals to a 401(k) plan, a 403(b) annuity, a SIMPLE or a simplified employee pension (SEP), contributions to a traditional

or Roth IRA, and voluntary after-tax employee contributions to a 403(b) annuity or qualified retirement plan. The amount of the credit for 2018 is described in the following table.

Adjusted Gross Income			
joint returns	heads of household	single filers	amount of credit
\$1–\$38,000	\$1–\$28,500	\$1–\$19,000	50% of eligible contributions up to \$2,000 (\$1,000 maximum credit)
\$38,001–\$41,000	\$28,501–\$30,750	\$19,001–\$20,500	20% of eligible contributions up to \$2,000 (\$400 maximum credit)
\$41,001–\$63,000	\$30,751–\$47,250	\$20,501–\$31,500	10% of eligible contributions up to \$2,000 (\$200 maximum credit)
over \$63,000	over \$47,250	over \$31,500	0%

For married couples filing jointly, each spouse is eligible for the credit.

For more information about this credit, see IRS Form 8880 and Publication 590.

Step 8: Other taxes

On the Form 1040 for 2017, “other taxes” were reported on lines 57-63. On the 2018 Form 1040, “other taxes” are reported on lines 57-63 of Schedule 4 and the total of all taxes is carried over to line 14 of Form 1040.

Line 14 (Form 1040). Other taxes

Report the following additional taxes on this line:

- **Self-employment tax**

Ministers are self-employed for Social Security with respect to their ministerial income. They compute their self-employment taxes on Schedule SE and report the tax on line 57 of Form 1040 Schedule 4, and report this and other taxes line 14 of Form 1040.

- **Individual responsibility payment**

For 2018 you must either:

Check the “Full-year health care coverage or exempt” box on the front of Form 1040 to indicate that you, your spouse (if filing jointly), and anyone you can or do claim as a dependent had qualifying health care coverage or a coverage exemption that covered all of 2018 or a combination of qualifying health care coverage and coverage exemption(s) for every month of 2018, or

Make a shared responsibility payment if, for any month in 2018, you, your spouse (if filing jointly), or anyone you can or do claim as a dependent didn’t have coverage and doesn’t qualify for a coverage exemption. If you can claim any part-year exemptions or exemptions for specific members of your household, use Form 8965. This will reduce the amount of your shared responsibility payment. For more information, see the Form 8965 instructions. This payment is reported on line 61 of Schedule 4 (Form 1040) and carried over to Line 14 (Form 1040).

Step 9: Payments

On the Form 1040 for 2017, “payments” were reported on lines 64-73. On the 2018 Form 1040, amounts representing federal income tax withholding is reported on line 16 and “other taxes” are reported on lines 66-74 of Schedule 5 and the total of these payments is carried over to line 17 of Form 1040. The two most important categories of tax “payments” are withheld taxes and estimated tax payments, as noted below.

Line 16 (Form 1040). Federal income tax withheld

Ministers’ wages based on the performance of ministerial services are exempt from

federal income tax withholding. As a result, only those ministers who have entered into a voluntary withholding arrangement with their church will have income taxes withheld. The church should report the amount of voluntarily withheld taxes on the minister's Form W-2.

KEY POINT Ministers who enter into voluntary withholding arrangements will have federal and state income taxes withheld from their wages. However, a church does not withhold the employee's share of Social Security and Medicare taxes, since ministers are self-employed for Social Security with respect to ministerial compensation. Ministers can request (on Form W-4 or through other written instructions) that their church withhold an additional amount of income taxes to cover their expected self-employment tax liability. These additional withholdings must be treated as income taxes withheld (on Forms W-2 and 941) rather than the employee's share of Social Security and Medicare taxes. They constitute a credit that can be applied to both income taxes and self-employment taxes. Ministers still must complete Schedule SE to report their self-employment tax liability.

Line 17, Form 1040. Estimated tax payments

Compensation paid to ministers for ministerial duties is not subject to mandatory tax withholding. As a result, ministers must prepay their income tax and Social Security (self-employment) taxes by using the quarterly estimated tax procedure, unless they have entered into a voluntary withholding agreement with their employing church. The estimated tax procedure is summarized in Part 2 of this guide in the section "How do ministers pay their taxes?" The total amount of estimated tax payments made to the IRS is reported as a payment of taxes on line 66 of Schedule 5 (Form 1040), and carried over with the other kinds of payments listed on Schedule 5 to line 17 of Form 1040.

Line 17a, Form 1040. Earned income credit

The earned income credit reduces tax you owe and may give you a refund even if you do not owe any tax. A number of technical requirements must be met in order to qualify for this credit. Unfortunately, many taxpayers who qualify for the earned income credit do not claim it because it is so difficult to compute. In most cases, the amount of your earned income credit depends on: (1) whether you have no qualifying child, one qualifying child, two qualifying children, or three or more qualifying children; and (2) the amount of your earned income and modified adjusted gross income.

You may be able to claim the earned income credit for 2018 if (1) you do not have a qualifying child and you earned less than \$15,270 (\$20,950 if married); (2) a qualifying child lived with you and you earned less than \$40,320 (\$46,010 if married filing jointly); (3) two qualifying children lived with you and you earned less than \$45,802 (\$51,492 if married filing jointly); or (4) three or more qualifying children lived with you and you earned less than \$49,194 (\$54,884 if married filing jointly). The maximum earned income credit for 2018 is (1) \$519 with no qualifying child; (2) \$3,461 with one qualifying child; (3) \$5,716 with two qualifying children; and (4) \$6,431 with three or more qualifying children.

You can compute the credit yourself or the IRS will compute it for you. To figure the amount of your earned income credit, you must use the EIC Worksheet and EIC Table in the instructions for Form 1040, line 17. Ministers may want to consider having the IRS compute the credit for them, especially due to confusion about how the housing allowance affects the credit.

The credit is reported on line 17a of Form 1040.

IRS Publication 596 is a 41-page publication that explains the earned income credit. The 2017 edition (the most recent available at the time of publication of this text) states, in general: “The rental value of a home or a housing allowance provided to a minister as part of the minister’s pay generally isn’t subject to income tax but is included in net earnings from self-employment. For that reason, it is included in earned income for the EIC” except for ministers who have opted out of self-employment taxes by filing a timely Form 4361 exemption application with the IRS.

Excerpts from Publication 596 confirm that ministers who are employees for income tax reporting purposes and who have *not* exempted themselves from self-employment taxes by filing a timely Form 4361 with the IRS *include* their housing allowance or the fair rental value of a parsonage in computing earned income for purposes of the earned income credit.

But what about ministers who have exempted themselves from self-employment taxes by filing a timely Form 4361 with the IRS? Do they include a housing allowance or the rental value of a parsonage in computing their earned income for purposes of the earned income credit? As noted above, Publication 596 explicitly states, with regard to ministers who have filed Form 4361, that “a nontaxable housing allowance or the nontaxable rental

value of a home is not earned income.”

With respect to ministers who have filed a timely Form 4361, Publication 596 states:

Whether or not you have an approved Form 4361, amounts you received for performing ministerial duties as an employee count as earned income. This includes wages, salaries, tips, and other taxable employee compensation. [But] if you have an approved Form 4361, a nontaxable housing allowance or the nontaxable rental value of a home isn't earned income. Also, amounts you received for performing ministerial duties, but not as an employee, don't count as earned income. Examples include fees for performing marriages and honoraria for delivering speeches.

Ministers who are affected by this issue should consult their own tax advisor for help.

Step 10: Refund or amount you owe

After totaling your payments, you can calculate whether you owe the government, or a refund is due you. If you owe a tax, be certain to enclose with your return a check in the amount you owe payable to the “United States Treasury” or by making the payment through your EFTPS account. Do not attach the check to your return, but include it with a Form 1040-V. If you file your return electronically, the payment may be sent in separately using the Form 1040-V. Include your daytime phone number, your Social Security number, and write Form 1040 for 2018 on the check. If you owe taxes, you also may have to pay an underpayment penalty (refer to line 23 of Form 1040).

If you have overpaid your taxes, you have two options: (1) request a full refund, or (2) apply the overpayment to your 2019 estimated tax.

Step 11: Sign here

You must sign and date the return at the bottom of page 1. If you are filing a joint return, your spouse must also sign the return. In the “your occupation” space, enter your occupation—*minister*. In prior year's the signature portion of the return was on page 2 of the Form 1040, but the redesigned form has the signature section on page 1.

Other forms and schedules

Schedule A

KEY POINT If your itemized deductions exceed your standard deduction, you should report your itemized deductions on Schedule A (Form 1040). This section will summarize the itemized deductions.

Step 1: Medical and dental expenses (lines 1–4)

You may deduct certain medical and dental expenses (for yourself, your spouse, and your dependents) if you itemize your deductions on Schedule A, but only to the extent that your expenses exceed 7.5 percent of your adjusted gross income. You must reduce your medical expenses by the amounts of any reimbursements you receive for those expenses before applying the 7.5 percent test. Reimbursements include amounts you receive from insurance or other sources for your medical expenses (including Medicare). It does not matter if the reimbursement is paid to the patient, the doctor, or the hospital.

The following expenses ARE deductible as medical expenses:

- Fees for medical services
- Fees for hospital services
- Meals and lodging at a hospital during medical treatment (subject to some limits)
- Medical and hospital insurance premiums that you pay (do not include amounts paid to health sharing arrangements)
- Special equipment
- Medicare A premiums you pay if you are exempt from Social Security and voluntarily elect to pay Medicare A premiums
- Medicare B premiums you pay
- Medicare D premiums you pay
- Medicare Supplement premiums you pay (or are deducted from your pension)
- Long-term care insurance premiums, subject to certain limitations on the amount

that may be deducted

- Special items (false teeth, artificial limbs, eyeglasses, hearing aids, crutches, etc.)
- Transportation for necessary medical care. For 2018, the standard mileage rate for medical travel was 18 cents per mile (it increases to 20 cents for 2019)
- Medicines and drugs requiring a prescription, and insulin
- The portion of a life-care fee or founder's fee paid either monthly or in a lump sum under an agreement with a retirement home that is allocable to medical care
- Wages of an attendant who provides medical care
- The cost of home improvements if the main reason is for medical care
- Program to stop smoking
- Exercise expenses (including the cost of equipment to use in the home) if required to treat an illness (including obesity) diagnosed by a physician, and the purpose of the expense is to treat a disease rather than to promote general health and the taxpayer would not have paid the expense but for this purpose

The following items are NOT deductible as medical expenses:

- Funeral services
- Health club dues (except as noted above)
- Household help
- Life insurance
- Maternity clothes
- Nonprescription medicines and drugs
- Nursing care for a healthy baby
- Toothpaste, cosmetics, toiletries
- Trip for general improvement of health

- Most cosmetic surgery

Step 2: Taxes you paid (lines 5–7)

In the past, individuals were permitted a deduction for certain taxes paid or accrued, whether or not incurred in a taxpayer's trade or business. These taxes were:

- State and local real property taxes,
- State and local personal property taxes, and
- State and local income taxes.

At the election of the taxpayer, an itemized deduction may be taken for State and local general sales taxes in lieu of the itemized deduction for State and local income taxes. This provision was added to address the unequal treatment of taxpayers in the seven states that do not have an income tax. Taxpayers in these states cannot take advantage of the itemized deduction for state income taxes. Allowing them to deduct sales taxes helps offset this disadvantage.

The Tax Cuts and Jobs Act allows taxpayers to claim an itemized deduction of up to \$10,000 (\$5,000 for married taxpayer filing a separate return) for the aggregate of:

- State and local property taxes, and
- State and local income taxes (or sales taxes in lieu of income taxes) paid or accrued in the taxable year.

The new rules apply to taxable years 2018 through 2025.

Step 3: Interest you paid (lines 8-10)

As a general matter, personal interest is not deductible. Qualified residence interest is not treated as personal interest and is allowed as an itemized deduction, subject to limitations. Qualified residence interest means interest paid or accrued during the taxable year on either acquisition indebtedness or home equity indebtedness. A qualified residence means the taxpayer's principal residence and one other residence of the taxpayer selected to be a qualified residence. A qualified residence can be a house, condominium, cooperative, mobile home, house trailer, or boat.

Acquisition indebtedness is indebtedness that is incurred in acquiring, constructing, or substantially improving a qualified residence of the taxpayer and which secures the residence. The maximum amount treated as acquisition indebtedness is \$1 million (\$500,000 in the case of a married person filing a separate return). Acquisition indebtedness also includes indebtedness from the refinancing of other acquisition indebtedness but only to the extent of the amount (and term) of the refinanced indebtedness. For example, if the

taxpayer incurs \$200,000 of acquisition indebtedness to acquire a principal residence and pays down the debt to \$150,000, the taxpayer's acquisition indebtedness with respect to the residence cannot thereafter be increased above \$150,000 (except by indebtedness incurred to substantially improve the residence).

Home equity indebtedness is indebtedness (other than acquisition indebtedness) secured by a qualified residence. In order for interest related to home equity indebtedness to be considered as qualified residence interest, the proceeds must be used to buy, build or substantially improves the residence that secures the loan. (Prior law did not restrict the use of the proceeds, but limited the total debt to \$100,000.)

The Tax Cuts and Jobs Act provides that, in the case of taxable years beginning after December 31, 2017, and beginning before January 1, 2026, a taxpayer may treat no more than \$750,000 as qualified residence loans including acquisition indebtedness and qualifying home equity indebtedness (\$375,000 in the case of married taxpayers filing separately). In the case of acquisition indebtedness incurred before December 15, 2017, this limitation is \$1,000,000 (\$500,000 in the case of married taxpayers filing separately).

The term "points" is sometimes used to describe certain charges paid by a borrower. They are also called loan origination fees, maximum loan charges, or premium charges. If the payment of any of these charges is *only* for the use of money, it ordinarily is interest paid in advance and must be deducted in installments over the life of the mortgage (not deducted in full in the year of payment). However, points are deductible in the year paid if the following requirements are satisfied:

1. Your loan is secured by your main home. (Your main home is the one you ordinarily live in most of the time.)
2. Paying points is an established business practice in the area where the loan was made.
3. The points paid were not more than the points generally charged in that area.
4. You use the cash method of accounting. This means you report income in the year you receive it and deduct expenses in the year you pay them. Most individuals use this method.
5. The points were not paid in place of amounts that ordinarily are stated separately on the settlement statement, such as appraisal fees, inspection fees, title fees, attorney fees, and property taxes.
6. The funds you provided at or before closing, plus any points the seller paid, were at least as much as the points charged. The funds you provided are not required to

have been applied to the points. They can include a down payment, an escrow deposit, earnest money, and other funds you paid at or before closing for any purpose. You cannot have borrowed these funds from your lender or mortgage broker.

7. You use your loan to buy or build your main home.
8. The points were computed as a percentage of the principal amount of the mortgage.
9. The amount is clearly shown on the settlement statement (such as the Settlement Statement, Form HUD-1) as points charged for the mortgage. The points may be shown as paid from either your funds or the seller's.

Step 4: Gifts to charity (lines 11-14)

Cash contributions to churches, schools, and most other public charities, that are U.S. organizations, are deductible up to 60 percent of adjusted gross income. Contributions of property are subject to different limitations. See IRS Publication 526. Contributions of cash or checks are reported on line 11, while contributions of noncash property are reported on line 12. If you do not itemize deductions, you cannot deduct any of your charitable contributions.

The value of personal services is never deductible as a charitable contribution, but unreimbursed expenses incurred in performing services on behalf of a church or other charity may be. For example, if you drive to and from volunteer work on behalf of a charity, you may deduct the actual cost of gas and oil or you may claim the standard charitable mileage rate of 14 cents for each substantiated mile (for 2018 and 2019). Unreimbursed travel expenses incurred while away from home (whether within the United States or abroad) in the course of donated services to a tax-exempt religious or charitable organization are deductible as a charitable contribution. There are two ways to do this.

Individuals performing the charitable travel can keep track of their own travel expenses and then claim a charitable contribution for the total on Schedule A. (A letter acknowledging the individual's service should be obtained from the charity.) Or, these individuals could provide their church or charity with a travel report substantiating all travel expenses. In such a case, the church or charity could issue the individual a charitable contribution receipt for the total amount of the substantiated travel expenses. Travel expenses that can be receipted include airfare, lodging, meals and incidental expenses.

No charitable deduction is allowed for travel expenses incurred while away from home in performing services for a religious or charitable organization unless there is no significant

element of personal pleasure, recreation, or vacation involved in the travel.

EXAMPLE Pastor J goes on a trip to Europe. She is in Europe for 10 days and conducts one-hour worship services on two of those days. Pastor J will not be able to claim a charitable contribution deduction for the travel expenses that she incurs in making this trip. The same rule would apply if Pastor J's spouse or children go along on the trip.

Charitable contributions must be claimed in the year they are delivered. One exception is a check that is mailed to a charity—it is deductible in the year the check is mailed (and postmarked), even if it is received early in the next year.

Charitable contributions generally are deductible only to the extent they exceed the value of any premium or benefit received by the donor in return for the contribution.

There are limits on the amount of a contribution that can be deducted. Generally, cash contributions to churches, schools, and other public charities are deductible up to a maximum of 60 percent of adjusted gross income. In some cases, contributions that exceed these limits can be carried over and claimed in future years. Some charitable contributions are limited to 20 percent or 30 percent of adjusted gross income, depending on the recipient and the form of the contribution.

Designated contributions are those that are made to a church with the stipulation that they be used for a specified purpose. If the purpose is an approved project or program of the church, the designation will not affect the deductibility of the contribution. An example is a contribution to a church building fund. However, if a donor stipulates that a contribution be spent on a designated individual, no deduction is allowed unless the church exercises full administrative control over the donated funds to ensure that they are being spent in furtherance of the church's exempt purposes. Designated contributions that ordinarily are not deductible include contributions to church benevolence or scholarship funds that designate a specific recipient. Contributions to benevolence or scholarship funds ordinarily are deductible if the donor does not earmark a specific recipient.

Contributions to a church or missions board that specify a particular missionary may be tax-deductible if the church or missions board exercises full administrative and accounting control over the contributions and ensures that they are spent in furtherance of the church's mission. Direct contributions to missionaries, or any other individual, are not tax-deductible, even if they are used for religious or charitable purposes.

Charitable contributions must be properly substantiated. Individual cash contributions of less than \$250 may be substantiated by a canceled check or a receipt from the charity.

Special rules govern the substantiation of individual contributions of cash or property of \$250 or more. The donor must substantiate these contributions with a qualifying receipt from the charity including a listing of the contributions and a statement that there were no goods or services provided in exchange for the contributions. These rules are further explained in the supplement to this guide entitled Federal Reporting Requirements for Churches.

If you contribute property that you value at \$500 or more, you must include a completed Form 8283 with your Form 1040. Complete only section A if the value claimed is \$500 or more but less than \$5,000. If you claim a deduction of more than \$5,000 for a contribution of noncash property (other than publicly traded securities), then you must obtain a qualified appraisal of the property and include a qualified appraisal summary (Section B of Form 8283) with your Form 1040.

Special rules apply to donations of cars, boats, and planes. See the instructions to IRS Form 1098-C for details.

KEY POINT The Tax Court ruled that a donor who contributed property worth more than \$10,000 to a church was not eligible for a charitable contribution deduction, even though there was no dispute as to the value of the property, because he failed to attach a qualified appraisal summary (Form 8283) to the tax return on which the contribution was claimed.

Step 5: Casualty and theft losses (line 15)

Under prior law, a taxpayer could claim an itemized deduction for any loss sustained during the taxable year, not compensated by insurance or otherwise. For individual taxpayers, deductible losses had to be incurred in a trade or business or other profit-seeking activity or consist of property losses arising from fire, storm, shipwreck, or other casualty, or from theft. Personal casualty or theft losses were deductible only if they exceeded \$100 per casualty or theft. In addition, aggregate net casualty and theft losses were deductible only to the extent they exceeded 10 percent of an individual taxpayer's adjusted gross income.

The Tax Cuts and Jobs Act temporarily modifies the deduction for personal casualty and theft losses. Taxpayers may claim a personal casualty loss (subject to the limitations described above) only if the loss was attributable to a disaster declared by the President under the Disaster Relief and Emergency Assistance Act.

The above-described limitation is effective for losses incurred in taxable years 2018 through 2025.

NOTE: Job expenses and most other miscellaneous deductions

Under prior law, individuals could claim itemized deductions for certain miscellaneous expenses. Certain of these expenses were not deductible unless, in aggregate, they exceeded two percent of the taxpayer's adjusted gross income. The deductions described below were subject to the aggregate two-percent floor:

- Appraisal fees for a casualty loss or charitable contribution;
- Casualty and theft losses from property used in performing services as an employee;
- Clerical help and office rent in caring for investments;
- Hobby expenses, but generally not more than hobby income;
- Investment fees and expenses;
- Safe deposit box rental fees, except for storing jewelry and other personal effects;
- Trustee's fees for an IRA, if separately billed and paid;
- Tax preparation expenses;
- Unreimbursed employee business expenses (see below);
- Job search expenses in the taxpayer's present occupation;
- Licenses and regulatory fees;
- Passport fees for a business trip;
- Tools and supplies used in the taxpayer's work;

Unreimbursed employee business expenses subject to the 2 percent AGI floor included such items as:

- overnight out-of-town travel;

- local transportation;
- meals (subject to a 50 percent AGI floor);
- entertainment (subject to a 50 percent AGI floor);
- home office expenses;
- business gifts;
- dues to professional societies;
- work-related education;
- work clothes and uniforms if required and not suitable for everyday use;
- malpractice insurance;
- subscriptions to professional journals and trade magazines related to the taxpayer's work; and
- equipment and supplies used in the taxpayer's work.

The Tax Cuts and Jobs Act suspends all miscellaneous itemized deductions that are subject to the 2 percent floor under present law. As a result, taxpayers may not claim the above-listed items as itemized deductions for the taxable years to which the suspension applies.

This provision is effective for taxable years 2018 through 2025 unless extended by Congress.

The elimination of an itemized deduction for most expenses, including unreimbursed employee business expenses, will hit some clergy hard. Some have suggested that this impact can be minimized if a church reimburses employees business expenses under an accountable expense reimbursement arrangement. To be accountable, a church's reimbursement arrangement must comply with all four of the following rules:

- Expenses must have a business connection—that is, the reimbursed expenses

must represent expenses incurred by an employee while performing services for the employer.

- Employees are only reimbursed for expenses for which they provide an adequate accounting within a reasonable period of time (not more than 60 days after an expense is incurred).
- (Employees must return any excess reimbursement or allowance within a reasonable period of time (not more than 120 days after an excess reimbursement is paid).
- The income tax regulations caution that in order for an employer's reimbursement arrangement to be accountable, it must meet a "reimbursement requirement" in addition to the three requirements summarized above. The reimbursement requirement means that an employer's reimbursements of an employee's business expenses come out of the employer's funds and not by reducing the employee's salary.

The basis for this workaround is the fact that while the Tax Cuts and Jobs Act eliminated "all miscellaneous itemized deductions that are subject to the 2 percent floor under present law" (including unreimbursed employee business expenses), it did not modify or repeal section 62(a)(2)(A) of the tax code, which excludes from tax employer reimbursements of employee business expenses under an accountable plan (defined above).

Schedule B

Schedule B is used to report taxable interest income and dividend income of more than \$1,500.

Step 1: Interest income (lines 1–4)

List (on line 1) the name of each institution or individual that paid you taxable interest if you received more than \$1,500 of taxable interest in 2018. Be sure the interest you report on line 1 corresponds to any 1099INT forms you received from such institutions. Do not include tax-exempt interest. Interest income is carried over to line 2b of Form 1040.

Step 2: Dividend income (lines 5–6)

List (on line 5) the name of each institution that paid you dividends if you received more than \$1,500 in dividends in 2018. Be sure the dividends you report on line 1 correspond to any 1099-DIV forms you received from such institutions. Dividend income is carried

over to line 3b of Form 1040.

Step 3: Foreign accounts and foreign trusts (lines 7-8)

Be sure to complete this part of the schedule if you had more than \$1,500 of either taxable interest or dividends.

Schedule C

KEY POINT Most ministers who serve local churches or church agencies are employees for federal income tax purposes with respect to their church salary. They report their church salary on line 1 of Form 1040 and receive a Form W-2 from the church. They do not report their salary as self-employment earnings on Schedule C.

KEY POINT Use Schedule C to report income and expenses from ministerial activities you conduct other than in your capacity as a church employee. Examples would be fees for guest speaking in other churches, and fees received directly from church members for performing personal services, such as weddings and funerals.

RECOMMENDATION Some ministers are eligible to use the simpler Schedule C-EZ.

Step 1: Introduction

Complete the first several questions on Schedule C. Ministers should list code 541990 on line B, since this is the code the IRS uses in a clergy tax illustration in Publication 517. Some ministers who report their church compensation as self-employed point to this code as proof that ministers serving local churches can report as self-employed. This is not so. This code applies to the incidental self-employment activities of ministers who report their church salaries as employees. It also applies to those few ministers who are self-employed, such as traveling evangelists.

Step 2: Income (lines 1–7)

Report on line 1 your gross income from your self-employment activity.

Step 3: Expenses (lines 8–27)

Warning. Many ministers continue to report their income taxes as self-employed. One perceived advantage of doing so is the ability to deduct business expenses on Schedule C (and avoid the nondeductibility of unreimbursed and nonaccountable reimbursed

employee business expenses as itemized deductions on Schedule A). This advantage is often illusory. Most ministers, if audited by the IRS, would be reclassified as employees and their Schedule C deductions disallowed. This could result in substantial additional taxes, penalties, and interest. The best way for ministers to handle their business expenses is through an accountable expense reimbursement arrangement, when they are truly an employee of the church.

Report any business expenses associated with your self-employment earnings on lines 8 through 27. For example, if you incur transportation, travel or other expenses in the course of performing self-employment activities, you deduct these expenses on lines 8 through 27 of Schedule C. Self-employed persons can deduct only 50 percent of business meals and meals associated with entertainment.

KEY POINT The Tax Cuts and Jobs Act of 2017 provides that no deduction is allowed with respect to (1) an activity generally considered to be entertainment, amusement or recreation, (2) membership dues with respect to any club organized for business, pleasure, recreation or other social purposes, or (3) a facility or portion thereof used in connection with any of the above items. Thus, the provision repeals the present-law exception to the deduction disallowance for entertainment, amusement, or recreation that is directly related to (or, in certain cases, associated with) the active conduct of the taxpayer's trade or business (and the related rule applying a 50 percent limit to such deductions). Taxpayers may still generally deduct 50 percent of the food and beverage expenses associated with operating their trade or business (e.g., meals consumed by employees on work travel). For amounts incurred and paid after December 31, 2017 and until December 31, 2025, the Tax Cuts and Jobs Act expands this 50 percent limitation to expenses of the employer associated with providing food and beverages to employees through an eating facility that meets requirements for de minimis fringes and for the convenience of the employer. This new law does not affect the taxation of reimbursement of entertainment expenses. As long as the church has adopted and followed an accountable expense reimbursement plan, the minister does not include reimbursement of entertainment expenses in his taxable income.

Since self-employed ministers list only their net self-employment earnings (that is, after deducting all business and professional expenses) as a component of gross income on line 6 of Form 1040 (line 7 if adjustments) they in effect are able to deduct 100 percent of their business and professional expenses even though they cannot deduct business expenses as an itemized deduction on Schedule A.

KEY POINT In the past, one of the reasons the audit rate was higher for self-employed taxpayers was that only 30 percent of all taxpayers had sufficient itemized expenses to use Schedule A. If the IRS could reclassify taxpayers from self-employed to employee status, it generated more tax dollars since only 30 percent of taxpayers could itemize deductions on Schedule A. Business expenses that could have been claimed by a self-employed taxpayer on Schedule C were lost if a taxpayer was reclassified as an employee and had insufficient expenses to itemize on Schedule A.

Report self-employment income From Schedule C on Schedule 1, line 12, and carry over this and other items of additional income reported on Schedule 1 to line 6 of Form 1040 (line 7 if you are claiming adjustments).

Schedule C-EZ

The IRS has released a simpler form of Schedule C that can be used by some people with self-employment earnings. The new Schedule C-EZ can be used instead of Schedule C if you meet all of these requirements:

- You had business expenses associated with your trade or business of \$5,000 or less in 2018.
- You use the cash rather than the accrual method of accounting.
- You did not have an inventory at any time during the year.
- You did not have a net loss from your trade or business.
- You had only one business as a sole proprietor.
- You had no employees.
- You do not use Form 4562 to compute a depreciation deduction with regard to your trade or business.
- You do not claim a deduction for the business use of your home.

Many ministers who report their church compensation as employees will be able to use this form to report small amounts of self-employment earnings they receive during the

course of a year as honoraria for occasional guest speaking in other churches or as fees received directly from church members for services rendered on their behalf (for example, marriages and funerals).

Schedule SE

KEY POINT Use Schedule SE to report Social Security taxes on any income you earned as a minister if you have not applied for and received IRS approval of an exemption application (Form 4361). Remember, ministers (except for some chaplains) are self-employed for Social Security with respect to their ministerial services. They pay self-employment taxes, and not Social Security and Medicare (“FICA”) taxes, with respect to compensation from such services.

KEY POINT Ministers who have received IRS approval of an application for exemption from self-employment taxes (Form 4361) do not pay self-employment taxes on compensation received for their ministerial services.

Step 1: Section A (line 2)

Most ministers use the short Schedule SE rather than the long Schedule SE. This means that they complete section A on page 1 of the schedule rather than Section B on page 2.

Ministers report their net self-employment earnings on line 2 of Section A. This amount is computed as follows:

Add the following to your church salary:

- other items of church income (including taxable fringe benefits)
- fees you receive for marriages, baptisms, funerals, masses, etc.
- self-employment earnings from outside businesses
- annual rental value of a parsonage, including utilities paid by church (unless you are retired)
- a housing allowance (unless you are retired)
- business expense reimbursements (under a nonaccountable plan)

- the value of meals served on the church’s premises for the convenience of the employer
- any amount a church pays toward your income tax or self-employment tax

And then deduct the following:

- most income tax exclusions other than meals or lodging furnished for the employer’s convenience, and the foreign earned income exclusion
- annual fair rental value of a parsonage provided to you after you retire
- housing allowance provided to you after you retire
- contributions by your church to a tax-sheltered annuity plan set up for you, including any salary reduction contributions (elective deferrals) that are not included in your gross income
- pension payments or retirement allowances you receive for your past ministerial services

Unreimbursed, and nonaccountable reimbursed, expenses. The clear implication of the tax code and IRS Revenue Ruling 80-110 is that unreimbursed business expenses, and reimbursed business expenses under a nonaccountable plan, are deductible by pastors in computing their self-employment tax liability even if they are not able to deduct these expenses in computing their income tax liability. This understanding is clearly reflected in IRS Publication 517. This position is also reflected in the following statement in the instructions to Schedule SE: “If you were a duly ordained minister who was an employee of a church and you must pay SE tax, the unreimbursed business expenses that you incurred as a church employee are not deductible as an itemized deduction for income tax purposes. However, when figuring SE tax, subtract on line 2 the allowable expenses from your self-employment earnings and attach an explanation.”

Step 2: Section A (line 4)

Ministers (and other taxpayers who are self-employed for Social Security) can reduce their taxable earnings by 7.65 percent, which is half the Social Security and Medicare tax paid by employers and employees. To do this, multiply net earnings from self-employment times 0.9235 on line 4. Self-employment taxes are paid on the reduced amount.

Step 3: Section A (line 5)

The self-employment tax for 2018 is computed on this line. The self-employment tax rate for 2018 is 15.3 percent, which consists of the following two components:

1. a Medicare hospital insurance tax of 2.9 percent, and
2. an old-age, survivor and disability (Social Security) tax of 12.4 percent.

For 2018, the 2.9 percent Medicare tax applied to all net earnings from self-employment regardless of amount. The 12.4 percent Social Security tax applied to only the first \$128,400 of net self-employment earnings.

Form 2106

KEY POINT In the past Form 2106 was used by employees to compute employee business expenses claimed on Schedule A. For most taxpayers this form is now obsolete because of the suspension of an itemized deduction for employee business expenses on Schedule A. Form 2106 is now used only by Armed Forces reservists, qualified performing artists, fee-basis state or local government officials, and employees with impairment-related work expenses.

PART 4
COMPREHENSIVE EXAMPLE
AND FORMS

Example One: Active Minister

Example Two: Retired Minister

Please note that the following examples have been prepared by CPG's Tax Hotline resources and are for illustrative purposes only.

Example 1: A Retired Minister — Married

The Reverend William K. Green is a retired priest. He is 71 years old. He is married to Sarah J. Green, who is 68 years old and retired from her career as a school teacher. Father Green receives \$31,000 in pension income, all of which is designated in advance by The Church Pension Fund as a housing allowance. Father Green asked The Church Pension Fund to withhold \$100 a month (\$1,200 a year) of his pension for his estimated federal taxes for 2018. Father Green had \$23,000 of actual housing expenses for 2018, of which \$2,800 was real estate taxes. Housing allowances for retired ministers are not taxable in computing federal income tax to the extent that they are used to pay for housing-related expenses that do not exceed the fair rental value of the home, furnished, plus utilities. The fair rental value of Father Green's home, furnished, plus utilities was \$25,000. As a result, only \$8,000 (\$31,000 - \$23,000 of actual housing costs) of his pension is subject to income taxation. His wife also has a small pension of \$9,000 a year. Their combined taxable pension amount will be \$17,000.

Note: Pensions are not earned income (wages) and therefore are not subject to self-employment tax.

Father Green needs to take his required minimum distribution (RMD) from his Individual Retirement account (IRA) with the Church Life Insurance Corporation. With an account balance of \$150,000 as of December 31, 2017, and dividing by the IRS uniform life expectancy table, Church Life calculated that Father Green needed to take \$5,660 to comply, and he took that distribution quarterly during the year. His wife (although not yet required to take an RMD), who transferred her IRA to Church Life during 2017, took an additional \$3,000 from her account during the year. These distributions are fully taxable and should be reported on lines 4a and 4b of the Form 1040.

Father Green received \$3,000 from occasional guest preaching engagements. He incurred \$1,425 in expenses as a result of these activities (\$1,250 in travel expenses and \$350 for meals). Only 50% of the meal expense is deductible.

Note: The net income of \$1,575 from Fr. Green's preaching engagements represents earned income and, unlike his pension, is therefore subject to self-employment tax.

The Greens each paid \$115 per month for the Medical Trust's Medicare Supplement Plus Plan and \$65 per month each for the Basic Dental Plan, a yearly total of \$4,320. Since Father Green had self-employment income, he can deduct a portion of the medical premiums he paid on line 29 of Schedule 1. The amount deductible is limited to his self-employment income on line 12, Schedule 1 (\$1,575) less the deductible portion of his SE Tax on line 27, Schedule 1 (\$112), for a total of \$1,463 (\$1,575 - \$112).

Father Green received \$18,000 in Social Security benefit payments in 2018, and his wife Sarah received \$10,000 in her benefit payments for 2018. The Greens had to calculate how much of their Social Security benefits may be subject to tax by using the worksheet on page 33 of the Form 1040 instructions. See the sample worksheet following their tax examples.

Note that, although the worksheet is used to calculate lines 5a and 5b on Form 1040, the worksheet itself is not filed with the IRS.

Filing status: Single Married filing jointly Married filing separately Head of household Qualifying widow(er)

Your first name and initial: **William K** Last name: **Green** Your social security number: **401-40-4001**

Your standard deduction: Someone can claim you as a dependent You were born before January 2, 1954 You are blind

If joint return, spouse's first name and initial: **Sarah J** Last name: **Green** Spouse's social security number: **401-40-4002**

Spouse standard deduction: Someone can claim your spouse as a dependent Spouse was born before January 2, 1954 Full-year health care coverage or exempt (see inst.)

Spouse is blind Spouse itemizes on a separate return or you were dual-status alien

Home address (number and street): **123 Main Street** Apt. no. _____ Presidential Election Campaign (see inst.) You Spouse

City, town or post office, state, and ZIP code. If you have a foreign address, attach Schedule 6. **AnyTown, NY 10012** If more than four dependents, see inst. and check here

Dependents (see instructions):		(2) Social security number	(3) Relationship to you	(4) Check if qualifies for (see inst.):	
(1) First name	Last name			Child tax credit	Credit for other dependents
				<input type="checkbox"/>	<input type="checkbox"/>
				<input type="checkbox"/>	<input type="checkbox"/>
				<input type="checkbox"/>	<input type="checkbox"/>
				<input type="checkbox"/>	<input type="checkbox"/>

Sign Here Under penalties of perjury, I declare that I have examined this return and accompanying schedules and statements, and to the best of my knowledge and belief, they are true, correct, and complete. Declaration of preparer (other than taxpayer) is based on all information of which preparer has any knowledge.

Joint return? See instructions. Keep a copy for your records.

Your signature: _____ Date: _____ Your occupation: **Retired clergy**

Spouse's signature: _____ Date: _____ Spouse's occupation: **Retired school teacher**

If the IRS sent you an Identity Protection PIN, enter it here (see inst.) [] [] [] [] [] []

If the IRS sent you an Identity Protection PIN, enter it here (see inst.) [] [] [] [] [] []

Paid Preparer Use Only

Preparer's signature: _____ PTIN: _____ Firm's EIN: _____ Check if: 3rd Party Designee Self-employed

Preparer's name: _____ Phone no.: _____

Firm's name: _____

Firm's address: _____

For Disclosure, Privacy Act, and Paperwork Reduction Act Notice, see separate instructions. Form **1040** (2018)

1	Wages, salaries, tips, etc. Attach Form(s) W-2	1	
2a	Tax-exempt interest	2a	
2b		2b	225
3a	Qualified dividends	3a	
3b		3b	
4a	IRAs, pensions, and annuities	4a	48,660
4b		4b	25,660
5a	Social security benefits	5a	28,000
5b		5b	3,943
6	Total income. Add lines 1 through 5. Add any amount from Schedule 1, line 22	6	1,575
7	Adjusted gross income. If you have no adjustments to income, enter the amount from line 6; otherwise, subtract Schedule 1, line 36, from line 6	7	29,828
8	Standard deduction or itemized deductions (from Schedule A)	8	26,600
9	Qualified business income deduction (see instructions)	9	
10	Taxable income. Subtract lines 8 and 9 from line 7. If zero or less, enter -0-	10	3,228
11	a Tax (see inst.) <u>323</u> (check if <input type="checkbox"/> Form(s) 8814 <input type="checkbox"/> Form 4972 <input type="checkbox"/>) b Add any amount from Schedule 2 and check here	11	323
12	a Child tax credit/credit for other dependents _____ b Add any amount from Schedule 3 & check here <input type="checkbox"/>	12	0
13	Subtract line 12 from line 11. If zero or less, enter -0-	13	323
14	Other taxes. Attach Schedule 4	14	223
15	Total tax. Add lines 13 and 14	15	546
16	Federal income tax withheld from Forms W-2 and 1099	16	1,200
17	Refundable credits: a EIC (see inst.) _____ b Sch 8812 _____ c Form 8863 _____ Add any amount from Schedule 5	17	
18	Add lines 16 and 17. These are your total payments	18	1,200
19	If line 18 is more than line 15, subtract line 15 from line 18. This is the amount you overpaid	19	654
20a	Amount of line 19 you want refunded to you. If Form 8888 is attached, check here	20a	654
21	b Routing number <u>X X X X X X X X X X</u> c Type: <input type="checkbox"/> Checking <input type="checkbox"/> Savings d Account number <u>X X X X X X X X X X X X X X X X</u>	21	
22	Amount of line 19 you want applied to your 2019 estimated tax	22	
23	Amount you owe. Subtract line 18 from line 15. For details on how to pay, see instructions	23	
23	Estimated tax penalty (see instructions)	23	

SCHEDULE 1
(Form 1040)

Department of the Treasury
Internal Revenue Service

Additional Income and Adjustments to Income

▶ **Attach to Form 1040.**
▶ **Go to www.irs.gov/Form1040 for instructions and the latest information.**

OMB No. 1545-0074

2018

Attachment
Sequence No. **01**

Name(s) shown on Form 1040

Your social security number

William K & Sarah J Green		401-40-4001	
Additional Income	1-9b Reserved		1-9b
	10 Taxable refunds, credits, or offsets of state and local income taxes		10
	11 Alimony received		11
	12 Business income or (loss). Attach Schedule C or C-EZ		12 1,575
	13 Capital gain or (loss). Attach Schedule D if required. If not required, check here ▶ <input type="checkbox"/>		13
	14 Other gains or (losses). Attach Form 4797		14
	15a Reserved		15b
	16a Reserved		16b
	17 Rental real estate, royalties, partnerships, S corporations, trusts, etc. Attach Schedule E		17
	18 Farm income or (loss). Attach Schedule F		18
	19 Unemployment compensation		19
	20a Reserved		20b
21 Other income. List type and amount ▶ _____		21	
22 Combine the amounts in the far right column. If you don't have any adjustments to income, enter here and include on Form 1040, line 6. Otherwise, go to line 23		22 1,575	
Adjustments to Income	23 Educator expenses	23	
	24 Certain business expenses of reservists, performing artists, and fee-basis government officials. Attach Form 2106	24	
	25 Health savings account deduction. Attach Form 8889	25	
	26 Moving expenses for members of the Armed Forces. Attach Form 3903	26	
	27 Deductible part of self-employment tax. Attach Schedule SE	27	112
	28 Self-employed SEP, SIMPLE, and qualified plans	28	
	29 Self-employed health insurance deduction	29	1,463
	30 Penalty on early withdrawal of savings	30	
	31a Alimony paid b Recipient's SSN ▶ _____	31a	
	32 IRA deduction	32	
	33 Student loan interest deduction	33	
	34 Reserved	34	
	35 Reserved	35	
	36 Add lines 23 through 35	36	1,575

For Paperwork Reduction Act Notice, see your tax return instructions.

Schedule 1 (Form 1040) 2018

SCHEDULE 4
(Form 1040)

Other Taxes

OMB No. 1545-0074

2018

Department of the Treasury
Internal Revenue Service

▶ **Attach to Form 1040.**

Attachment
Sequence No. **04**

▶ **Go to www.irs.gov/Form1040 for instructions and the latest information.**

Name(s) shown on Form 1040

Your social security number

William K & Sarah J Green

401-40-4001

Other Taxes

57	Self-employment tax. Attach Schedule SE	57	223
58	Unreported social security and Medicare tax from: Form a <input type="checkbox"/> 4137 b <input type="checkbox"/> 8919	58	
59	Additional tax on IRAs, other qualified retirement plans, and other tax-favored accounts. Attach Form 5329 if required	59	
60a	Household employment taxes. Attach Schedule H	60a	
b	Repayment of first-time homebuyer credit from Form 5405. Attach Form 5405 if required	60b	
61	Health care: individual responsibility (see instructions)	61	
62	Taxes from: a <input type="checkbox"/> Form 8959 b <input type="checkbox"/> Form 8960 c <input type="checkbox"/> Instructions; enter code(s) _____	62	
63	Section 965 net tax liability installment from Form 965-A	63	
64	Add the amounts in the far right column. These are your total other taxes . Enter here and on Form 1040, line 14	64	223

For Paperwork Reduction Act Notice, see your tax return instructions.

Schedule 4 (Form 1040) 2018

**SCHEDULE C-EZ
(Form 1040)**

Department of the Treasury
Internal Revenue Service (99)

Net Profit From Business

(Sole Proprietorship)

► **Partnerships, joint ventures, etc., generally must file Form 1065.**
► **Attach to Form 1040, 1040NR, or 1041. ► See instructions.**

OMB No. 1545-0074

2018

Attachment
Sequence No. **09A**

Name of proprietor

William K Green

Social security number (SSN)

401-40-4001

Part I General Information

You may use
Schedule C-EZ
instead of
Schedule C
only if you:

- Had business expenses of \$5,000 or less,
- Use the cash method of accounting,
- Did not have an inventory at any time during the year,
- Did not have a net loss from your business,
- Had only one business as either a sole proprietor, qualified joint venture, or statutory employee,

And you:

- Had no employees during the year,
- Do not deduct expenses for business use of your home,
- Do not have prior year unallowed passive activity losses from this business, and
- Are not required to file **Form 4562**, Depreciation and Amortization, for this business. See the instructions for Schedule C, line 13, to find out if you must file.

A Principal business or profession, including product or service

Clergy

B Enter business code (see page 2)

► 541990

C Business name. If no separate business name, leave blank.

D Enter your EIN (see page 2)

E Business address (including suite or room no.). Address not required if same as on page 1 of your tax return.

123 Main Street

City, town or post office, state, and ZIP code

AnyTown, NY 10012

F Did you make any payments in 2018 that would require you to file Form(s) 1099? (see the Instructions for Schedule C)

Yes No

G If "Yes," did you or will you file required Forms 1099?

Yes No

Part II Figure Your Net Profit

1	Gross receipts. Caution: If this income was reported to you on Form W-2 and the "Statutory employee" box on that form was checked, see <i>Statutory employees</i> in the instructions for Schedule C, line 1, and check here	<input type="checkbox"/>	1	3,000
2	Total expenses (see instructions). If more than \$5,000, you must use Schedule C.		2	1,425
3	Net profit. Subtract line 2 from line 1. If less than zero, you must use Schedule C. Enter on both Schedule 1 (Form 1040), line 12 , and Schedule SE, line 2 , or on Form 1040NR, line 13 , and Schedule SE, line 2 (see instructions). (Statutory employees do not report this amount on Schedule SE, line 2.) Estates and trusts, enter on Form 1041, line 3		3	1,575

Part III Information on Your Vehicle. Complete this part **only** if you are claiming car or truck expenses on line 2.

- 4** When did you place your vehicle in service for business purposes? (month, day, year) ► _____.
- 5** Of the total number of miles you drove your vehicle during 2018, enter the number of miles you used your vehicle for:
- a** Business _____ **b** Commuting (see instructions) _____ **c** Other _____
- 6** Was your vehicle available for personal use during off-duty hours? Yes No
- 7** Do you (or your spouse) have another vehicle available for personal use? Yes No
- 8a** Do you have evidence to support your deduction? Yes No
- b** If "Yes," is the evidence written? Yes No

**SCHEDULE SE
(Form 1040)**

Department of the Treasury
Internal Revenue Service (99)

Self-Employment Tax

► Go to www.irs.gov/ScheduleSE for instructions and the latest information.
► Attach to Form 1040 or Form 1040NR.

OMB No. 1545-0074

2018

Attachment
Sequence No. **17**

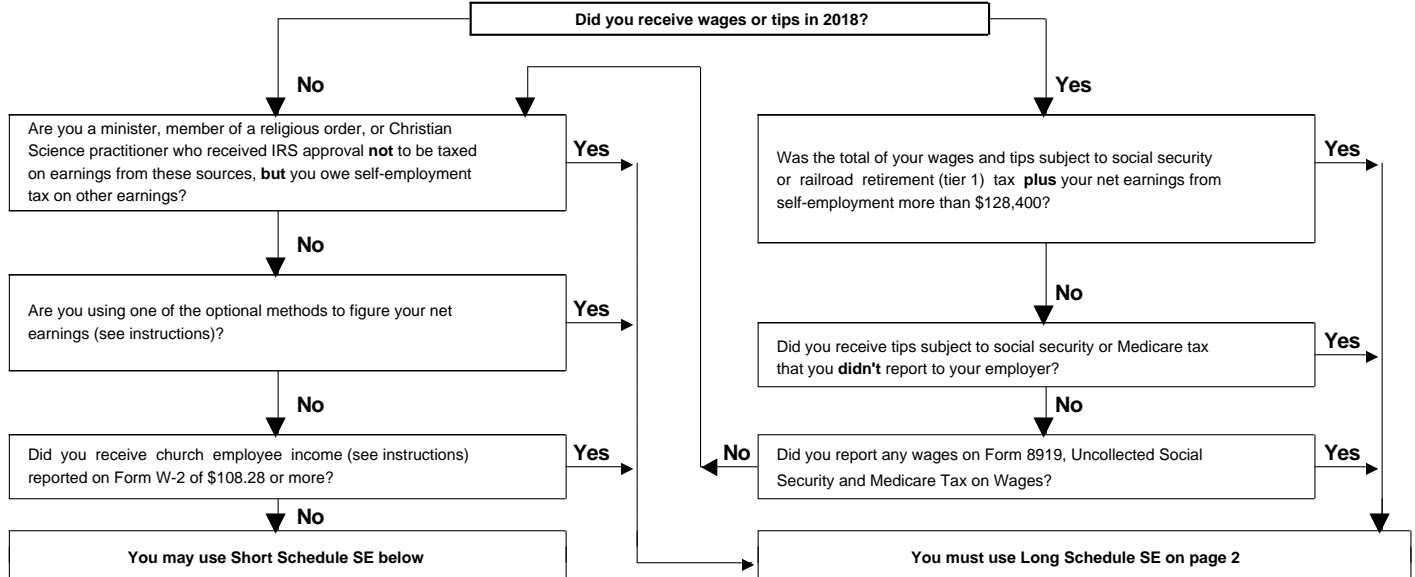
Name of person with **self-employment** income (as shown on Form 1040 or Form 1040NR)
William K Green

Social security number of person
with **self-employment** income ► **401-40-4001**

Before you begin: To determine if you must file Schedule SE, see the instructions.

May I Use Short Schedule SE or Must I Use Long Schedule SE?

Note. Use this flowchart **only** if you must file Schedule SE. If unsure, see *Who Must File Schedule SE* in the instructions.



Section A - Short Schedule SE. Caution: Read above to see if you can use Short Schedule SE.

1a Net farm profit or (loss) from Schedule F, line 34, and farm partnerships, Schedule K-1 (Form 1065), box 14, code A	1a	
b If you received social security retirement or disability benefits, enter the amount of Conservation Reserve Program payments included on Schedule F, line 4b, or listed on Schedule K-1 (Form 1065), box 20, code AH	1b	()
2 Net profit or (loss) from Schedule C, line 31; Schedule C-EZ, line 3; Schedule K-1 (Form 1065), box 14, code A (other than farming); and Schedule K-1 (Form 1065-B), box 9, code J1. Ministers and members of religious orders, see instructions for types of income to report on this line. See instructions for other income to report	2	1,575
3 Combine lines 1a, 1b, and 2	3	1,575
4 Multiply line 3 by 92.35% (0.9235). If less than \$400, you don't owe self-employment tax; don't file this schedule unless you have an amount on line 1b ►	4	1,455
Note. If line 4 is less than \$400 due to Conservation Reserve Program payments on line 1b, see instructions.		
5 Self-employment tax. If the amount on line 4 is: • \$128,400 or less, multiply line 4 by 15.3% (0.153). Enter the result here and on Schedule 4 (Form 1040), line 57, or Form 1040NR, line 55 • More than \$128,400, multiply line 4 by 2.9% (0.029). Then, add \$15,921.60 to the result. Enter the total here and on Schedule 4 (Form 1040), line 57, or Form 1040NR, line 55	5	223
6 Deduction for one-half of self-employment tax. Multiply line 5 by 50% (0.50). Enter the result here and on Schedule 1 (Form 1040), line 27, or Form 1040NR, line 27	6	112

For Paperwork Reduction Act Notice, see your tax return instructions.

Schedule SE (Form 1040) 2018

**Worksheet 1
Forms 1040**

**Social Security Benefits Worksheet
Figuring Your Taxable Benefits**

(Keep for your records)

2018

Name(s) as shown on return

Tax ID Number

William K & Sarah J Green

401-40-4001

Before you begin:

- If you are married filing separately and you **lived apart** from your spouse for all of 2018, enter "D" to the right of the word "benefits" on Form 1040, line 5a.
- Don't use this worksheet if you repaid benefits in 2018 and your total repayments (box 4 of Forms SSA-1099 and RRB-1099) were more than your gross benefits for 2018 (box 3 of Forms SSA-1099 and RRB-1099). None of your benefits are taxable for 2018. For more information, see *Repayments More Than Gross Benefits*.
- If you are filing Form 8815, Exclusion of Interest From Series EE and I U.S. Savings Bonds Issued After 1989, don't include the amount from line 2b of Form 1040 on line 3 of this worksheet. Instead, include the amount from Schedule B (Form 1040), line 2.

1. Enter the total amount from box 5 of ALL your Forms SSA-1099 and RRB-1099.

Also enter this amount on Form 1040, line 5a **1.** 28,000

2. Multiply line 1 by 50% (0.50) **2.** 14,000

3. Combine the amounts from:

Form 1040, lines 1, 2b, 3b, 4b, and Schedule 1 (Form 1040), line 22 **3.** 27,460

4. Enter the amount, if any, from Form 1040, line 2a **4.** _____

5. Enter the total of any exclusions/adjustments for:

- Adoption benefits (Form 8839, line 28),
- Foreign earned income or housing (Form 2555, lines 45 and 50; or Form 2555-EZ, line 18), and
- Certain income of bona fide residents of American Samoa (Form 4563, line 15) or Puerto Rico **5.** _____

6. Combine lines 2, 3, 4, and 5 **6.** 41,460

7. Enter the amounts from Schedule 1 (Form 1040), lines 23 through 32, and any write-in adjustments you entered on the dotted line next to Schedule 1 (Form 1040), line 36 other than any amount identified as "DPAD" . . . **7.** 1,575

8. Is the amount on line 7 less than the amount on line 6?

No. STOP None of your social security benefits are taxable. Enter -0- on Form 1040, line 5b.

Yes. Subtract line 7 from line 6 **8.** 39,885

9. If you are:

- Married filing jointly, enter \$32,000
- Single, head of household, qualifying widow(er), or married filing separately and you **lived apart** from your spouse for all of 2018, enter \$25,000 **9.** 32,000

Note. If you are married filing separately and you lived with your spouse at any time in 2018, skip lines 9 through 16; multiply line 8 by 85% (0.85) and enter the result on line 17. Then go to line 18.

10. Is the amount on line 9 less than the amount on line 8?

No. STOP None of your benefits are taxable. Enter -0- on Form 1040, line 5b.
If you are married filing separately and you **lived apart** from your spouse for all of 2018, be sure you entered "D" to the right of the word "benefits" on Form 1040, line 5a.

Yes. Subtract line 9 from line 8 **10.** 7,885

11. Enter \$12,000 if married filing jointly; \$9,000 if single, head of household, qualifying widow(er), or married filing separately and you **lived apart** from your spouse for all of 2018. **11.** 12,000

12. Subtract line 11 from line 10. If zero or less, enter -0- **12.** _____

13. Enter the **smaller** of line 10 or line 11 **13.** 7,885

14. Multiply line 13 by 50% (0.50). **14.** 3,943

15. Enter the **smaller** of line 2 or line 14 **15.** 3,943

16. Multiply line 12 by 85% (0.85). If line 12 is zero, enter -0- **16.** _____

17. Add lines 15 and 16 **17.** 3,943

18. Multiply line 1 by 85% (0.85). **18.** 23,800

19. Taxable benefits. Enter the **smaller** of line 17 or line 18. Also enter this amount on Form 1040, line 5b **19.** 3,943

TIP *If you received a lump-sum payment in 2018 that was for an earlier year, also complete Worksheet 2 or 3 and Worksheet 4 to see if you can report a lower taxable benefit.*

Name(s) as shown on return

Tax ID Number

William K Green

401-40-4001

1. Enter the total amount paid in 2018 for health insurance coverage established under your business (or the S corporation in which you were a more-than-2% shareholder) for 2018 for you, your spouse, and your dependents. Your insurance can also cover your child who was under age 27 at the end of 2018, even if the child was not your dependent. But don't include the following.	
<ul style="list-style-type: none"> • Amounts for any month you were eligible to participate in a health plan subsidized by your or your spouse's employer or the employer of either your dependent or your child who was under the age of 27 at the end of 2018. • Any amounts paid from retirement plan distributions that were nontaxable because you are a retired public safety officer. • Any qualified health insurance coverage payments that you included on Form 8885, line 4, to claim the HCTC or on Form 14095 to receive a reimbursement of the HCTC during the year. • Any advance monthly payments of the HCTC that your health plan administrator received from the IRS, as shown on Form 1099-H. • Any qualified health insurance coverage payments you paid for eligible coverage months for which you received the benefit of the HCTC monthly advance payment program. • Any payments for qualified long-term care insurance (see line 2) 	1. <u>4,320</u>
2. For coverage under a qualified long-term care insurance contract, enter for each person covered the smaller of the following amounts.	
<ul style="list-style-type: none"> a) Total payments made for that person during the year. b) The amount shown below. Use the person's age at the end of the tax year. <ul style="list-style-type: none"> \$420 - if that person is age 40 or younger \$780 - if age 41 to 50 \$1,560 - if age 51 to 60 \$4,160 - if age 61 to 70 \$5,200 - if age 71 or older <p>Don't include payments for any month you were eligible to participate in a long-term care insurance plan subsidized by your or your spouse's employer or the employer of either your dependent or your child who was under the age of 27 at the end of 2018. If more than one person is covered, figure separately the amount to enter for each person. Then enter the total of those amounts</p>	2. _____
3. Add lines 1 and 2	3. <u>4,320</u>
4. Enter your net profit* and any other earned income** from the trade or business under which the insurance plan is established. Don't include Conservation Reserve Program payments exempt from self-employment tax. If the business is an S corporation, skip to line 11	4. <u>1,575</u>
5. Enter the total of all net profits* from: Schedule C (Form 1040), line 31; Schedule C-EZ (Form 1040), line 3; Schedule F (Form 1040), line 34; or Schedule K-1 (Form 1065), box 14, code A; plus any other income allocable to the profitable businesses. Don't include Conservation Reserve Program payments exempt from self-employment tax. See the Instructions for Schedule SE (Form 1040). Don't include any net losses shown on these schedules	5. <u>1,575</u>
6. Divide line 4 by line 5	6. <u>1.000000</u>
7. Multiply Schedule 1 (Form 1040), (or Form 1040NR), line 27, by the percentage on line 6	7. <u>112</u>
8. Subtract line 7 from line 4	8. <u>1,463</u>
9. Enter the amount, if any, from Schedule 1 (Form 1040), (or Form 1040NR), line 28, attributable to the same trade or business in which the insurance plan is established	9. _____
10. Subtract line 9 from line 8	10. <u>1,463</u>
11. Enter your Medicare wages (Form W-2, box 5) from an S corporation in which you are a more-than-2% shareholder and in which the insurance plan is established	11. _____
12. Enter any amount from Form 2555, line 45, attributable to the amount entered on line 4 or 11 above, or any amount from Form 2555-EZ, line 18, attributable to the amount entered on line 11 above	12. _____
13. Subtract line 12 from line 10 or 11, whichever applies	13. <u>1,463</u>
14. Enter the smaller of line 3 or line 13 here and on Schedule 1 (Form 1040), (or Form 1040NR), line 29. Don't include this amount when figuring any medical expense deduction on Schedule A (Form 1040)	14. <u>1,463</u>

* If you used either optional method to figure your net earnings from self-employment from any business, don't enter your net profit from the business. Instead, enter the amount attributable to that business from Schedule SE (Form 1040), Section B, line 4b.

** **Earned income** includes net earnings and gains from the sale, transfer, or licensing of property you created. However, it doesn't include capital gain income.

Filing status: [] Single [X] Married filing jointly [] Married filing separately [] Head of household [] Qualifying widow(er)

Your first name and initial: Maria Last name: Lee Your social security number: 456-78-9012

Your standard deduction: [] Someone can claim you as a dependent [] You were born before January 2, 1954 [] You are blind

If joint return, spouse's first name and initial: John Last name: Lee Spouse's social security number: 567-89-0124

Spouse standard deduction: [] Someone can claim your spouse as a dependent [] Spouse was born before January 2, 1954 [X] Full-year health care coverage or exempt (see inst.)

Home address (number and street): 175 Elm Street Apt. no. Presidential Election Campaign (see inst.) [] You [] Spouse

City, town or post office, state, and ZIP code: Louisville, KY 40205 If more than four dependents, see inst. and check here []

Table with 4 columns: (1) First name, Last name, (2) Social security number, (3) Relationship to you, (4) Check if qualifies for (Child tax credit, Credit for other dependents). Rows for John Lee (Son) and Sarah Lee (Daughter).

Sign Here Under penalties of perjury, I declare that I have examined this return and accompanying schedules and statements, and to the best of my knowledge and belief, they are true, correct, and complete.

Joint return? See instructions. Keep a copy for your records. Your signature, Date, Your occupation (Minister), Spouse's signature, Date, Spouse's occupation (Minister).

Paid Preparer Use Only Preparer's signature, PTIN, Firm's EIN, Preparer's name, Phone no., Firm's name, Firm's address.

For Disclosure, Privacy Act, and Paperwork Reduction Act Notice, see separate instructions. Form 1040 (2018)

Main tax table with 22 rows. Columns include line number, description, amount, and total. Total income: 93,650. Taxable income: 59,099. Total tax: 20,419. Refund: 581.

Standard Deduction for- Single or married filing separately, \$12,000. Married filing jointly or Qualifying widow(er), \$24,000. Head of household, \$18,000.

SCHEDULE 1
(Form 1040)

Department of the Treasury
Internal Revenue Service

Name(s) shown on Form 1040

Additional Income and Adjustments to Income

▶ **Attach to Form 1040.**

▶ **Go to www.irs.gov/Form1040 for instructions and the latest information.**

OMB No. 1545-0074

2018

Attachment
Sequence No. **01**

Name(s) shown on Form 1040		Maria & John Lee		Your social security number	456-78-9012
Additional Income	1-9b	Reserved		1-9b	
	10	Taxable refunds, credits, or offsets of state and local income taxes		10	
	11	Alimony received		11	
	12	Business income or (loss). Attach Schedule C or C-EZ		12	1,050
	13	Capital gain or (loss). Attach Schedule D if required. If not required, check here <input type="checkbox"/>		13	
	14	Other gains or (losses). Attach Form 4797		14	
	15a	Reserved		15b	
	16a	Reserved		16b	
	17	Rental real estate, royalties, partnerships, S corporations, trusts, etc. Attach Schedule E		17	
	18	Farm income or (loss). Attach Schedule F		18	
	19	Unemployment compensation		19	
	20a	Reserved		20b	
21	Other income. List type and amount		21		
22	Combine the amounts in the far right column. If you don't have any adjustments to income, enter here and include on Form 1040, line 6. Otherwise, go to line 23		22	1,050	
Adjustments to Income	23	Educator expenses	23		
	24	Certain business expenses of reservists, performing artists, and fee-basis government officials. Attach Form 2106	24		
	25	Health savings account deduction. Attach Form 8889	25		
	26	Moving expenses for members of the Armed Forces. Attach Form 3903	26		
	27	Deductible part of self-employment tax. Attach Schedule SE	27	8,856	
	28	Self-employed SEP, SIMPLE, and qualified plans	28		
	29	Self-employed health insurance deduction	29		
	30	Penalty on early withdrawal of savings	30		
	31a	Alimony paid b Recipient's SSN	31a		
	32	IRA deduction	32		
	33	Student loan interest deduction	33		
	34	Reserved	34		
35	Reserved	35			
36	Add lines 23 through 35	36		8,856	

For Paperwork Reduction Act Notice, see your tax return instructions.

Schedule 1 (Form 1040) 2018

SCHEDULE 3
(Form 1040)

Nonrefundable Credits

OMB No. 1545-0074

2018

Department of the Treasury
Internal Revenue Service

▶ **Attach to Form 1040.**

▶ **Go to www.irs.gov/Form1040 for instructions and the latest information.**

Attachment
Sequence No. **03**

Name(s) shown on Form 1040

Your social security number

Maria & John Lee

456-78-9012

Nonrefundable Credits	48	Foreign tax credit. Attach Form 1116 if required	48	
	49	Credit for child and dependent care expenses. Attach Form 2441	49	
	50	Education credits from Form 8863, line 19	50	1,500
	51	Retirement savings contributions credit. Attach Form 8880	51	
	52	Reserved	52	
	53	Residential energy credit. Attach Form 5695	53	
	54	Other credits from Form a <input type="checkbox"/> 3800 b <input type="checkbox"/> 8801 c <input type="checkbox"/> _____	54	
	55	Add the amounts in the far right column. Enter here and include on Form 1040, line 12	55	1,500

For Paperwork Reduction Act Notice, see your tax return instructions.

Schedule 3 (Form 1040) 2018

SCHEDULE 4
(Form 1040)

Other Taxes

OMB No. 1545-0074

2018

Department of the Treasury
Internal Revenue Service

▶ **Attach to Form 1040.**

Attachment
Sequence No. **04**

▶ **Go to www.irs.gov/Form1040 for instructions and the latest information.**

Name(s) shown on Form 1040

Your social security number

Maria & John Lee

456-78-9012

Other Taxes	57	Self-employment tax. Attach Schedule SE	57	<u>17,711</u>
	58	Unreported social security and Medicare tax from: Form a <input type="checkbox"/> 4137 b <input type="checkbox"/> 8919	58	
	59	Additional tax on IRAs, other qualified retirement plans, and other tax-favored accounts. Attach Form 5329 if required	59	
	60a	Household employment taxes. Attach Schedule H	60a	
	b	Repayment of first-time homebuyer credit from Form 5405. Attach Form 5405 if required	60b	
	61	Health care: individual responsibility (see instructions)	61	
	62	Taxes from: a <input type="checkbox"/> Form 8959 b <input type="checkbox"/> Form 8960 c <input type="checkbox"/> Instructions; enter code(s) _____	62	
	63	Section 965 net tax liability installment from Form 965-A	63	
	64	Add the amounts in the far right column. These are your total other taxes . Enter here and on Form 1040, line 14	64	<u>17,711</u>

For Paperwork Reduction Act Notice, see your tax return instructions.

Schedule 4 (Form 1040) 2018

**SCHEDULE A
(Form 1040)**

Department of the Treasury
Internal Revenue Service (99)

Itemized Deductions

► Go to www.irs.gov/ScheduleA for instructions and the latest information.
► Attach to Form 1040.

OMB No. 1545-0074

2018

Attachment
Sequence No. **07**

Caution: If you are claiming a net qualified disaster loss on Form 4684, see the instructions for line 16.

Name(s) shown on Form 1040		Your social security number	
Maria & John Lee		456-78-9012	
Medical and Dental Expenses	Caution: Do not include expenses reimbursed or paid by others.		
	1 Medical and dental expenses (see instructions)	1	1,500
	2 Enter amount from Form 1040, line 7 <input type="text" value="2"/> 84,794		
	3 Multiply line 2 by 7.5% (0.075)	3	6,360
4 Subtract line 3 from line 1. If line 3 is more than line 1, enter -0-	4	0	
Taxes You Paid	5 State and local taxes		
	a State and local income taxes or general sales taxes. You may include either income taxes or general sales taxes on line 5a, but not both. If you elect to include general sales taxes instead of income taxes, check this box <input type="checkbox"/>	5a	1,500
	b State and local real estate taxes (see instructions)	5b	6,000
	c State and local personal property taxes	5c	
	d Add lines 5a through 5c	5d	7,500
	e Enter the smaller of line 5d or \$10,000 (\$5,000 if married filing separately)	5e	7,500
	6 Other taxes. List type and amount ► _____	6	
7 Add lines 5e and 6	7	7,500	
Interest You Paid	8 Home mortgage interest and points. If you didn't use all of your home mortgage loan(s) to buy, build, or improve your home, see instructions and check this box <input type="checkbox"/>		
	a Home mortgage interest and points reported to you on Form 1098	8a	6,000
	b Home mortgage interest not reported to you on Form 1098. If paid to the person from whom you bought the home, see instructions and show that person's name, identifying no., and address ► _____	8b	
	c Points not reported to you on Form 1098. See instructions for special rules	8c	
	d Reserved	8d	
	e Add lines 8a through 8c	8e	6,000
9 Investment interest. Attach Form 4952 if required. See instructions	9		
10 Add lines 8e and 9	10	6,000	
Gifts to Charity	11 Gifts by cash or check. If you made any gift of \$250 or more, see instructions	11	12,000
	12 Other than by cash or check. If any gift of \$250 or more, see instructions. You must attach Form 8283 if over \$500	12	
	13 Carryover from prior year	13	
	14 Add lines 11 through 13	14	12,000
Casualty and Theft Losses	15 Casualty and theft loss(es) from a federally declared disaster (other than net qualified disaster losses). Attach Form 4684 and enter the amount from line 18 of that form. See instructions	15	
Other Itemized Deductions	16 Other - from list in instructions. List type and amount ► _____	16	
Total Itemized Deductions	17 Add the amounts in the far right column for lines 4 through 16. Also, enter this amount on Form 1040, line 8	17	25,500
	18 If you elect to itemize deductions even though they are less than your standard deduction, check here <input type="checkbox"/>		

For Paperwork Reduction Act Notice, see the instructions for Form 1040.

Schedule A (Form 1040) 2018

**SCHEDULE C
(Form 1040)**

Department of the Treasury
Internal Revenue Service (99)

Profit or Loss From Business
(Sole Proprietorship)

▶ Go to www.irs.gov/ScheduleC for instructions and the latest information.
▶ Attach to Form 1040, 1040NR, or 1041; partnerships generally must file Form 1065.

OMB No. 1545-0074

2018

Attachment
Sequence No. **09**

Name of proprietor Maria Lee	Social security number (SSN) 456-78-9012
A Principal business or profession, including product or service (see instructions) Minister	B Enter code from instructions ▶ 541990
C Business name. If no separate business name, leave blank.	D Employer ID number (EIN) (see instr.)
E Business address (including suite or room no.) ▶ 175 Elm Street City, town or post office, state, and ZIP code Louisville, KY 40205	
F Accounting method: (1) <input checked="" type="checkbox"/> Cash (2) <input type="checkbox"/> Accrual (3) <input type="checkbox"/> Other (specify) ▶	
G Did you "materially participate" in the operation of this business during 2018? If "No," see instructions for limit on losses . . .	<input checked="" type="checkbox"/> Yes <input type="checkbox"/> No
H If you started or acquired this business during 2018, check here	<input type="checkbox"/> Yes <input type="checkbox"/> No
I Did you make any payments in 2018 that would require you to file Form(s) 1099? (see instructions)	<input type="checkbox"/> Yes <input type="checkbox"/> No
J If "Yes," did you or will you file required Forms 1099?	<input type="checkbox"/> Yes <input type="checkbox"/> No

Part I Income						
1 Gross receipts or sales. See instructions for line 1 and check the box if this income was reported to you on Form W-2 and the "Statutory employee" box on that form was checked	▶ <input type="checkbox"/>	1	500			
2 Returns and allowances		2	0			
3 Subtract line 2 from line 1		3	500			
4 Cost of goods sold (from line 42)		4				
5 Gross profit. Subtract line 4 from line 3		5	500			
6 Other income, including federal and state gasoline or fuel tax credit or refund (see instructions)		6				
7 Gross income. Add lines 5 and 6		7	500			

Part II Expenses. Enter expenses for business use of your home only on line 30.						
8 Advertising	8					
9 Car and truck expenses (see instructions)	9					
10 Commissions and fees	10					
11 Contract labor (see instructions)	11					
12 Depletion	12					
13 Depreciation and section 179 expense deduction (not included in Part III) (see instructions)	13					
14 Employee benefit programs (other than on line 19)	14					
15 Insurance (other than health)	15					
16 Interest (see instructions):						
a Mortgage (paid to banks, etc.)	16a					
b Other	16b					
17 Legal and professional services	17					
18 Office expense (see instructions)	18					
19 Pension and profit-sharing plans	19					
20 Rent or lease (see instructions):						
a Vehicles, machinery, and equipment	20a					
b Other business property	20b					
21 Repairs and maintenance	21					
22 Supplies (not included in Part III)	22		100			
23 Taxes and licenses	23					
24 Travel and meals:						
a Travel	24a					
b Deductible meals (see instructions)	24b					
25 Utilities	25					
26 Wages (less employment credits)	26					
27a Other expenses (from line 48)	27a					
b Reserved for future use	27b					
28 Total expenses before expenses for business use of home. Add lines 8 through 27a		28	100			
29 Tentative profit or (loss). Subtract line 28 from line 7		29	400			
30 Expenses for business use of your home. Do not report these expenses elsewhere. Attach Form 8829 unless using the simplified method (see instructions). Simplified method filers only: enter the total square footage of: (a) your home: _____ and (b) the part of your home used for business: _____. Use the Simplified Method Worksheet in the instructions to figure the amount to enter on line 30		30				
31 Net profit or (loss). Subtract line 30 from line 29. • If a profit, enter on both Schedule 1 (Form 1040), line 12 (or Form 1040NR, line 13) and on Schedule SE, line 2. (If you checked the box on line 1, see instructions). Estates and trusts, enter on Form 1041, line 3. • If a loss, you must go to line 32.		31	400			
32 If you have a loss, check the box that describes your investment in this activity (see instructions). • If you checked 32a, enter the loss on both Schedule 1 (Form 1040), line 12, (or Form 1040NR, line 13) and on Schedule SE, line 2. (If you checked the box on line 1, see the line 31 instructions). Estates and trusts, enter on Form 1041, line 3. • If you checked 32b, you must attach Form 6198. Your loss may be limited.		32a	<input type="checkbox"/> All investment is at risk.	32b	<input type="checkbox"/> Some investment is not at risk.	

**SCHEDULE C
(Form 1040)**

Department of the Treasury
Internal Revenue Service (99)

Profit or Loss From Business

(Sole Proprietorship)

▶ Go to www.irs.gov/ScheduleC for instructions and the latest information.
▶ Attach to Form 1040, 1040NR, or 1041; partnerships generally must file Form 1065.

OMB No. 1545-0074

2018

Attachment
Sequence No. **09**

Name of proprietor John Lee	Social security number (SSN) 567-89-0124
A Principal business or profession, including product or service (see instructions) Minister	B Enter code from instructions ▶ 541990
C Business name. If no separate business name, leave blank.	D Employer ID number (EIN) (see instr.)
E Business address (including suite or room no.) ▶ 175 Elm Street City, town or post office, state, and ZIP code Louisville, KY 40205	
F Accounting method: (1) <input checked="" type="checkbox"/> Cash (2) <input type="checkbox"/> Accrual (3) <input type="checkbox"/> Other (specify) ▶	
G Did you "materially participate" in the operation of this business during 2018? If "No," see instructions for limit on losses . . .	<input checked="" type="checkbox"/> Yes <input type="checkbox"/> No
H If you started or acquired this business during 2018, check here	<input type="checkbox"/> Yes <input type="checkbox"/> No
I Did you make any payments in 2018 that would require you to file Form(s) 1099? (see instructions)	<input type="checkbox"/> Yes <input type="checkbox"/> No
J If "Yes," did you or will you file required Forms 1099?	<input type="checkbox"/> Yes <input type="checkbox"/> No

Part I	Income				
1	Gross receipts or sales. See instructions for line 1 and check the box if this income was reported to you on Form W-2 and the "Statutory employee" box on that form was checked	<input type="checkbox"/>	1	1,000	
2	Returns and allowances		2	0	
3	Subtract line 2 from line 1		3	1,000	
4	Cost of goods sold (from line 42)		4		
5	Gross profit. Subtract line 4 from line 3		5	1,000	
6	Other income, including federal and state gasoline or fuel tax credit or refund (see instructions)		6		
7	Gross income. Add lines 5 and 6		7	1,000	

Part II	Expenses. Enter expenses for business use of your home only on line 30.				
8	Advertising	8			
9	Car and truck expenses (see instructions)	9			
10	Commissions and fees	10			
11	Contract labor (see instructions)	11			
12	Depletion	12			
13	Depreciation and section 179 expense deduction (not included in Part III) (see instructions)	13			
14	Employee benefit programs (other than on line 19)	14			
15	Insurance (other than health)	15			
16	Interest (see instructions):				
	a Mortgage (paid to banks, etc.)	16a			
	b Other	16b			
17	Legal and professional services	17			
18	Office expense (see instructions)	18			
19	Pension and profit-sharing plans	19			
20	Rent or lease (see instructions):				
	a Vehicles, machinery, and equipment	20a			
	b Other business property	20b			
21	Repairs and maintenance	21			
22	Supplies (not included in Part III)	22		350	
23	Taxes and licenses	23			
24	Travel and meals:				
	a Travel	24a			
	b Deductible meals (see instructions)	24b			
25	Utilities	25			
26	Wages (less employment credits)	26			
27a	Other expenses (from line 48)	27a			
27b	Reserved for future use	27b			
28	Total expenses before expenses for business use of home. Add lines 8 through 27a	28		350	
29	Tentative profit or (loss). Subtract line 28 from line 7	29		650	
30	Expenses for business use of your home. Do not report these expenses elsewhere. Attach Form 8829 unless using the simplified method (see instructions). Simplified method filers only: enter the total square footage of: (a) your home: _____ and (b) the part of your home used for business: _____. Use the Simplified Method Worksheet in the instructions to figure the amount to enter on line 30	30			
31	Net profit or (loss). Subtract line 30 from line 29. • If a profit, enter on both Schedule 1 (Form 1040), line 12 (or Form 1040NR, line 13) and on Schedule SE, line 2. (If you checked the box on line 1, see instructions). Estates and trusts, enter on Form 1041, line 3. • If a loss, you must go to line 32.	31		650	
32	If you have a loss, check the box that describes your investment in this activity (see instructions). • If you checked 32a, enter the loss on both Schedule 1 (Form 1040), line 12, (or Form 1040NR, line 13) and on Schedule SE, line 2. (If you checked the box on line 1, see the line 31 instructions). Estates and trusts, enter on Form 1041, line 3. • If you checked 32b, you must attach Form 6198. Your loss may be limited.	32a	<input type="checkbox"/>	All investment is at risk.	
		32b	<input type="checkbox"/>	Some investment is not at risk.	

For Paperwork Reduction Act Notice, see the separate instructions.

Schedule C (Form 1040) 2018

**SCHEDULE SE
(Form 1040)**

Department of the Treasury
Internal Revenue Service (99)

Self-Employment Tax

► Go to www.irs.gov/ScheduleSE for instructions and the latest information.
► Attach to Form 1040 or Form 1040NR.

OMB No. 1545-0074

2018

Attachment
Sequence No. **17**

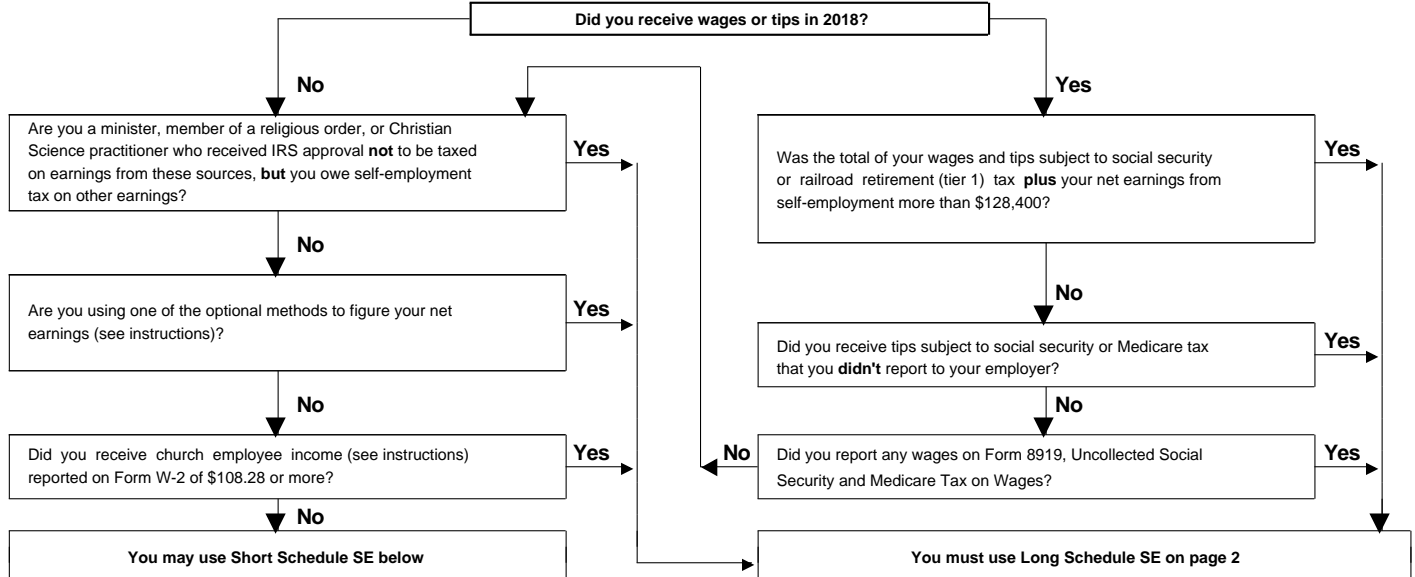
Name of person with **self-employment** income (as shown on Form 1040 or Form 1040NR)
Maria Lee

Social security number of person
with **self-employment** income ► **456-78-9012**

Before you begin: To determine if you must file Schedule SE, see the instructions.

May I Use Short Schedule SE or Must I Use Long Schedule SE?

Note. Use this flowchart **only** if you must file Schedule SE. If unsure, see *Who Must File Schedule SE* in the instructions.



Section A - Short Schedule SE. Caution: Read above to see if you can use Short Schedule SE.

1a Net farm profit or (loss) from Schedule F, line 34, and farm partnerships, Schedule K-1 (Form 1065), box 14, code A	1a	
b If you received social security retirement or disability benefits, enter the amount of Conservation Reserve Program payments included on Schedule F, line 4b, or listed on Schedule K-1 (Form 1065), box 20, code AH	1b	()
2 Net profit or (loss) from Schedule C, line 31; Schedule C-EZ, line 3; Schedule K-1 (Form 1065), box 14, code A (other than farming); and Schedule K-1 (Form 1065-B), box 9, code J1. Ministers and members of religious orders, see instructions for types of income to report on this line. See instructions for other income to report	2	87,520
3 Combine lines 1a, 1b, and 2	3	87,520
4 Multiply line 3 by 92.35% (0.9235). If less than \$400, you don't owe self-employment tax; don't file this schedule unless you have an amount on line 1b ►	4	80,825
Note. If line 4 is less than \$400 due to Conservation Reserve Program payments on line 1b, see instructions.		
5 Self-employment tax. If the amount on line 4 is: • \$128,400 or less, multiply line 4 by 15.3% (0.153). Enter the result here and on Schedule 4 (Form 1040), line 57, or Form 1040NR, line 55 • More than \$128,400, multiply line 4 by 2.9% (0.029). Then, add \$15,921.60 to the result. Enter the total here and on Schedule 4 (Form 1040), line 57, or Form 1040NR, line 55	5	12,366
6 Deduction for one-half of self-employment tax. Multiply line 5 by 50% (0.50). Enter the result here and on Schedule 1 (Form 1040), line 27, or Form 1040NR, line 27	6	6,183

For Paperwork Reduction Act Notice, see your tax return instructions.

Schedule SE (Form 1040) 2018

**SCHEDULE SE
(Form 1040)**

Department of the Treasury
Internal Revenue Service (99)

Self-Employment Tax

► Go to www.irs.gov/ScheduleSE for instructions and the latest information.
► Attach to Form 1040 or Form 1040NR.

OMB No. 1545-0074

2018

Attachment
Sequence No. **17**

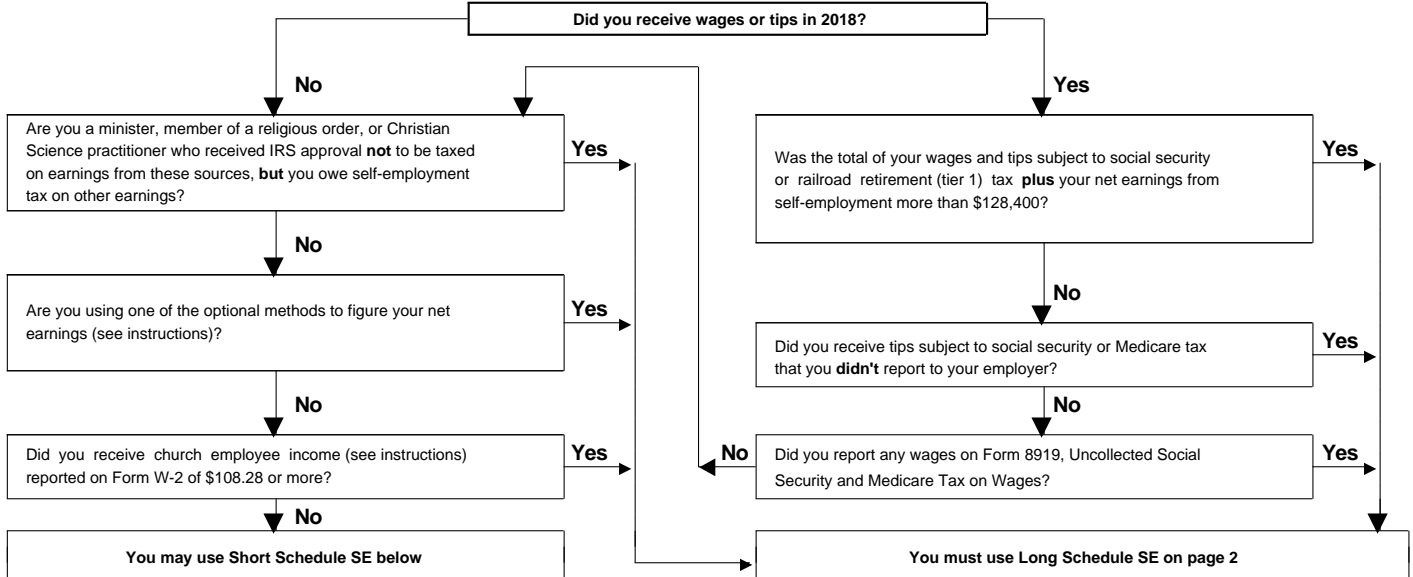
Name of person with **self-employment** income (as shown on Form 1040 or Form 1040NR)
John Lee

Social security number of person
with **self-employment** income ► **567-89-0124**

Before you begin: To determine if you must file Schedule SE, see the instructions.

May I Use Short Schedule SE or Must I Use Long Schedule SE?

Note. Use this flowchart **only** if you must file Schedule SE. If unsure, see *Who Must File Schedule SE* in the instructions.



Section A - Short Schedule SE. Caution: Read above to see if you can use Short Schedule SE.

1a Net farm profit or (loss) from Schedule F, line 34, and farm partnerships, Schedule K-1 (Form 1065), box 14, code A	1a	
b If you received social security retirement or disability benefits, enter the amount of Conservation Reserve Program payments included on Schedule F, line 4b, or listed on Schedule K-1 (Form 1065), box 20, code AH	1b	()
2 Net profit or (loss) from Schedule C, line 31; Schedule C-EZ, line 3; Schedule K-1 (Form 1065), box 14, code A (other than farming); and Schedule K-1 (Form 1065-B), box 9, code J1. Ministers and members of religious orders, see instructions for types of income to report on this line. See instructions for other income to report	2	37,830
3 Combine lines 1a, 1b, and 2	3	37,830
4 Multiply line 3 by 92.35% (0.9235). If less than \$400, you don't owe self-employment tax; don't file this schedule unless you have an amount on line 1b ►	4	34,936
Note. If line 4 is less than \$400 due to Conservation Reserve Program payments on line 1b, see instructions.		
5 Self-employment tax. If the amount on line 4 is: • \$128,400 or less, multiply line 4 by 15.3% (0.153). Enter the result here and on Schedule 4 (Form 1040), line 57, or Form 1040NR, line 55 • More than \$128,400, multiply line 4 by 2.9% (0.029). Then, add \$15,921.60 to the result. Enter the total here and on Schedule 4 (Form 1040), line 57, or Form 1040NR, line 55	5	5,345
6 Deduction for one-half of self-employment tax. Multiply line 5 by 50% (0.50). Enter the result here and on Schedule 1 (Form 1040), line 27, or Form 1040NR, line 27	6	2,673

For Paperwork Reduction Act Notice, see your tax return instructions.

Schedule SE (Form 1040) 2018

Form **8863**

**Education Credits
(American Opportunity and Lifetime Learning Credits)**

OMB No. 1545-0074

2018

Department of the Treasury
Internal Revenue Service (99)

▶ Attach to Form 1040.

Attachment
Sequence No. **50**

▶ Go to www.irs.gov/Form8863 for instructions and the latest information.

Name(s) shown on return

Your social security number

Maria & John Lee

456-78-9012



Complete a separate Part III on page 2 for each student for whom you're claiming either credit before you complete Parts I and II.

Part I Refundable American Opportunity Credit			
1	After completing Part III for each student, enter the total of all amounts from all Parts III, line 30	1	2,500
2	Enter: \$180,000 if married filing jointly; \$90,000 if single, head of household, or qualifying widow(er)	2	180,000
3	Enter the amount from Form 1040, line 7. If you're filing Form 2555, 2555-EZ, or 4563, or you're excluding income from Puerto Rico, see Pub. 970 for the amount to enter	3	84,794
4	Subtract line 3 from line 2. If zero or less, stop ; you can't take any education credit	4	95,206
5	Enter: \$20,000 if married filing jointly; \$10,000 if single, head of household, or qualifying widow(er)	5	20,000
6	If line 4 is: <ul style="list-style-type: none"> • Equal to or more than line 5, enter 1.000 on line 6 • Less than line 5, divide line 4 by line 5. Enter the result as a decimal (rounded to at least three places) 	6	1.000
7	Multiply line 1 by line 6. Caution: If you were under age 24 at the end of the year and meet the conditions described in the instructions, you can't take the refundable American opportunity credit; skip line 8, enter the amount from line 7 on line 9, and check this box <input type="checkbox"/>	7	2,500
8	Refundable American opportunity credit. Multiply line 7 by 40% (0.40). Enter the amount here and on Form 1040, line 17c. Then go to line 9 below	8	1,000

Part II Nonrefundable Education Credits			
9	Subtract line 8 from line 7. Enter here and on line 2 of the Credit Limit Worksheet (see instructions)	9	1,500
10	After completing Part III for each student, enter the total of all amounts from all Parts III, line 31. If zero, skip lines 11 through 17, enter -0- on line 18, and go to line 19	10	0
11	Enter the smaller of line 10 or \$10,000	11	
12	Multiply line 11 by 20% (0.20)	12	
13	Enter: \$134,000 if married filing jointly; \$67,000 if single, head of household, or qualifying widow(er)	13	
14	Enter the amount from Form 1040, line 7. If you're filing Form 2555, 2555-EZ, or 4563, or you're excluding income from Puerto Rico, see Pub. 970 for the amount to enter	14	
15	Subtract line 14 from line 13. If zero or less, skip lines 16 and 17, enter -0- on line 18, and go to line 19	15	
16	Enter: \$20,000 if married filing jointly; \$10,000 if single, head of household, or qualifying widow(er)	16	
17	If line 15 is: <ul style="list-style-type: none"> • Equal to or more than line 16, enter 1.000 on line 17 and go to line 18 • Less than line 16, divide line 15 by line 16. Enter the result as a decimal (rounded to at least three places) 	17	
18	Multiply line 12 by line 17. Enter here and on line 1 of the Credit Limit Worksheet (see instructions)	18	0
19	Nonrefundable education credits. Enter the amount from line 7 of the Credit Limit Worksheet (see instructions) here and on Schedule 3 (Form 1040), line 50	19	1,500

For Paperwork Reduction Act Notice, see your tax return instructions.

Form **8863** (2018)

Name(s) shown on return

Your social security number

Maria & John Lee

456-78-9012



Complete Part III for each student for whom you're claiming either the American opportunity credit or lifetime learning credit. Use additional copies of page 2 as needed for each student.

Part III Student and Educational Institution Information. See instructions.

<p>20 Student name (as shown on page 1 of your tax return)</p> <p>John Lee</p>	<p>21 Student social security number (as shown on page 1 of your tax return)</p> <p>567-89-0124</p>		
<p>22 Educational institution information (see instructions)</p> <table style="width:100%;"> <tr> <td style="width:50%; vertical-align: top;"> <p>a. Name of first educational institution</p> <p>Local U</p> </td> <td style="width:50%; vertical-align: top;"> <p>b. Name of second educational institution (if any)</p> </td> </tr> </table>		<p>a. Name of first educational institution</p> <p>Local U</p>	<p>b. Name of second educational institution (if any)</p>
<p>a. Name of first educational institution</p> <p>Local U</p>	<p>b. Name of second educational institution (if any)</p>		
<p>(1) Address. Number and street (or P.O. box). City, town or post office, state, and ZIP code. If a foreign address, see instructions.</p>	<p>(1) Address. Number and street (or P.O. box). City, town or post office, state, and ZIP code. If a foreign address, see instructions.</p>		
<p>(2) Did the student receive Form 1098-T from this institution for 2018? <input type="checkbox"/> Yes <input type="checkbox"/> No</p>	<p>(2) Did the student receive Form 1098-T from this institution for 2018? <input type="checkbox"/> Yes <input type="checkbox"/> No</p>		
<p>(3) Did the student receive Form 1098-T from this institution for 2017 with box 2 filled in and box 7 checked? <input type="checkbox"/> Yes <input type="checkbox"/> No</p>	<p>(3) Did the student receive Form 1098-T from this institution for 2017 with box 2 filled in and box 7 checked? <input type="checkbox"/> Yes <input type="checkbox"/> No</p>		
<p>(4) Enter the institution's employer identification number (EIN) if you're claiming the American opportunity credit or if you checked "Yes" in (2) or (3). You can get the EIN from Form 1098-T or from the institution.</p>	<p>(4) Enter the institution's employer identification number (EIN) if you're claiming the American opportunity credit or if you checked "Yes" in (2) or (3). You can get the EIN from Form 1098-T or from the institution.</p>		
<p>23 Has the Hope Scholarship Credit or American opportunity credit been claimed for this student for any 4 tax years before 2018? <input type="checkbox"/> Yes - Stop! Go to line 31 for this student. <input checked="" type="checkbox"/> No - Go to line 24.</p>			
<p>24 Was the student enrolled at least half-time for at least one academic period that began or is treated as having begun in 2018 at an eligible educational institution in a program leading towards a postsecondary degree, certificate, or other recognized postsecondary educational credential? See instructions. <input checked="" type="checkbox"/> Yes - Go to line 25. <input type="checkbox"/> No - Stop! Go to line 31 for this student.</p>			
<p>25 Did the student complete the first 4 years of postsecondary education before 2018? See instructions. <input type="checkbox"/> Yes - Stop! Go to line 31 for this student. <input checked="" type="checkbox"/> No - Go to line 26.</p>			
<p>26 Was the student convicted, before the end of 2018, of a felony for possession or distribution of a controlled substance? <input type="checkbox"/> Yes - Stop! Go to line 31 for this student. <input checked="" type="checkbox"/> No - Complete lines 27 through 30 for this student.</p>			



You can't take the American opportunity credit and the lifetime learning credit for the same student in the same year. If you complete lines 27 through 30 for this student, don't complete line 31.

American Opportunity Credit	
27 Adjusted qualified education expenses (see instructions). Don't enter more than \$4,000.	27 4,000
28 Subtract \$2,000 from line 27. If zero or less, enter -0-	28 2,000
29 Multiply line 28 by 25% (0.25)	29 500
30 If line 28 is zero, enter the amount from line 27. Otherwise, add \$2,000 to the amount on line 29 and enter the result. Skip line 31. Include the total of all amounts from all Parts III, line 30, on Part I, line 1	30 2,500
Lifetime Learning Credit	
31 Adjusted qualified education expenses (see instructions). Include the total of all amounts from all Parts III, line 31, on Part II, line 10	31

Child Tax Credit and Credit for Other Dependents Worksheet

(Keep for your records)

2018

Name(s) as shown on return

Tax ID Number

Maria & John Lee

456-78-9012

Before you begin:

- Figure the amount of any credits you are claiming on Form 5695, Part II, line 30*; Form 8910; Form 8936; or Schedule R.

**See the Form 5695 instructions to see if line 30 (nonbusiness energy property credit) applies for 2018.*

Part 1

1. Number of qualifying children under 17 with the required social security number:
1 x \$2,000. Enter the result **1.** 2,000

2. Number of other dependents, including qualifying children who are not under 17 or who do not have the required social security number: 1 x \$500. Enter the result **2.** 500
Caution: Don't include yourself, your spouse, or anyone who is not a U.S. citizen, U.S. national, or U.S. resident alien. Also, don't include anyone you included on line 1.

3. Add lines 1 and 2 **3.** 2,500

4. Enter the amount from Form 1040, line 7, or Form 1040NR, line 35 **4.** 84,794

5. **1040 Filers.** Enter the total of any -
 - Exclusion of income from Puerto Rico, and
 - Amounts from Form 2555, lines 45 and 50; Form 2555-EZ, line 18; and Form 4563, line 15.**1040NR Filers.** Enter -0-. } **5.** _____

6. Add lines 4 and 5. Enter the total **6.** 84,794

7. Enter the amount shown below for your filing status.
 - Married filing jointly - \$400,000
 - All other filing statuses - \$200,000
} **7.** 400,000

8. Is the amount on line 6 more than the amount on line 7?
 No. Leave line 8 blank. Enter -0- on line 9.
 Yes. Subtract line 7 from line 6 **8.** _____
 If the result is not a multiple of \$1,000, increase it to the next multiple of \$1,000.
 For example, increase \$425 to \$1,000, increase \$1,025 to \$2,000, etc.

9. Multiply the amount on line 8 by 5% (.05). Enter the result **9.** 0

10. Is the amount on line 3 more than the amount on line 9?
 No. STOP
 You cannot take the child tax credit or credit for other dependents on Form 1040, line 12a, or Form 1040NR, line 49. You also cannot take the additional child tax credit on Form 1040, line 17b, or Form 1040NR, line 64. Complete the rest of your Form 1040 or Form 1040NR.
 Yes. Subtract line 9 from line 3. Enter the result **10.** 2,500
 Go to Part 2 on the next page.

Name(s) as shown on return

Tax ID Number

Maria & John Lee

456-78-9012

Before you begin Part 2: Figure the amount of any credits you are claiming on Form 5695, Part II; line 30; Form 8910; Form 8936; or Schedule R.

Part 2

11. Enter the amount from Form 1040, line 11 or Form 1040NR, line 45 **11.** 6,708

12. Add the following amounts from:

Form 1040	or	Form 1040NR	
Schedule 3, Line 48		Line 46	+ _____
Schedule 3, Line 49		Line 47	+ _____
Schedule 3, Line 50		-----	+ <u>1,500</u>
Schedule 3, Line 51		Line 48	+ _____
Form 5695, line 30			+ _____
Form 8910, line 15			+ _____
Form 8936, line 23			+ _____
Schedule R, line 22			+ _____

Enter the total. **12.** 1,500

13. Subtract line 12 from line 11 **13.** 5,208

14. Are you claiming any of the following credits?

- Mortgage interest credit, Form 8396.
- Adoption credit, Form 8839.
- Residential energy efficient property credit, Form 5695, Part I.
- District of Columbia first-time homebuyer credit, Form 8859.

No. Enter -0-.

Yes. If you are filing Form 2555 or 2555-EZ, enter -0-.
Otherwise, complete the Line 14 Worksheet, later, to figure
the amount to enter here.

14. _____

15. Subtract line 14 from line 13. Enter the result **15.** 5,208

16. Is the amount on line 10 of this worksheet more than the amount on line 15?

No. Enter the amount from line 10.

Yes. Enter the amount from line 15.
See the **TIP** below.

**This is your child tax
credit and credit for
other dependents.**

16. 2,500

Enter this amount on
Form 1040, line 12a, or
Form 1040NR, line 49.

TIP You may be able to take the additional child tax credit on Form 1040, line 17b, or Form 1040NR, line 64, only if you answered "Yes" on line 16 and line 1 is more than zero.

- First, complete your Form 1040 through line 17a (also complete Schedule 5, line 72) or Form 1040NR through line 63 (also, complete line 67).
- Then, use Schedule 8812 to figure any additional child tax credit.

Figuring the Percentage of Tax-Free Income

Note. For each line, enter the appropriate amount in **all** boxes that are not shaded.

Worksheet 1

2018

Name(s) as shown on return

Tax ID Number

Maria Lee

456-78-9012

Source of Income			(a) Taxable	(b) Tax-free	(c) Total
1	W-2 salary as a minister (from box 1 of Form W-2)	1	52,120		52,120
2	Gross income from weddings, baptisms, writing, lecturing, etc. (from line 1 of Schedule C or C-EZ)	2			
<p>Note. Complete either lines 3a through 3e or lines 4a through 4i.</p> <ul style="list-style-type: none"> • If your church provides you with a parsonage, complete lines 3a through 3e. • If, instead of providing a parsonage, your church provides you with a rental or parsonage allowance, complete lines 4a through 4i. 					
3 a	FRV* of parsonage provided by church	3a			
b	Utility allowance, if any	3b			
c	Actual expenses for utilities	3c			
d	Enter the smaller of line 3b or 3c	3d			
e	Excess utility allowance (subtract line 3d from line 3b)	3e			
4 a	Parsonage or rental allowance	4a	35,000		
b	Utility allowance, if separate	4b			
c	Total allowance (add lines 4a and 4b)	4c	35,000		
d	Actual expenses for parsonage	4d	31,700		
e	Actual expenses for utilities	4e			
f	Total actual expenses for parsonage and utilities (add lines 4d and 4e)	4f	31,700		
g	FRV* of home, plus the cost of utilities	4g	35,000		
h	Enter the smaller of line 4c, 4f, or 4g	4h		31,700	31,700
i	Excess allowance (subtract line 4h from line 4c)	4i	3,300		3,300
5	Ministerial income (for columns (a), (b), and (c), add lines 1 through 4i)	5	55,420	31,700	87,120
6	Percentage of tax-free income: $\frac{\text{Total tax-free income (line 5(b))}}{\text{Total income (line 5(c))}} = \frac{\$31,700}{\$87,120} = 36.3900\% **$				

* FRV (Fair Rental Value): As determined objectively and between unrelated parties, what it would cost to rent a comparable home (including furnishings) in a similar location.

** This percentage of your ministerial expenses won't be deductible. Use Worksheet 2 to figure your allowable deductions.

Figuring the Percentage of Tax-Free Income

Note. For each line, enter the appropriate amount in **all** boxes that are not shaded.

Worksheet 1

2018

Name(s) as shown on return

Tax ID Number

John Lee

567-89-0124

	Source of Income			(a) Taxable	(b) Tax-free	(c) Total
1	W-2 salary as a minister (from box 1 of Form W-2)	1		37,180		37,180
2	Gross income from weddings, baptisms, writing, lecturing, etc. (from line 1 of Schedule C or C-EZ)	2				
<p>Note. Complete either lines 3a through 3e or lines 4a through 4i.</p> <ul style="list-style-type: none"> • If your church provides you with a parsonage, complete lines 3a through 3e. • If, instead of providing a parsonage, your church provides you with a rental or parsonage allowance, complete lines 4a through 4i. 						
3a	FRV* of parsonage provided by church	3a				
b	Utility allowance, if any	3b				
c	Actual expenses for utilities	3c				
d	Enter the smaller of line 3b or 3c	3d				
e	Excess utility allowance (subtract line 3d from line 3b)	3e				
4a	Parsonage or rental allowance	4a				
b	Utility allowance, if separate	4b				
c	Total allowance (add lines 4a and 4b)	4c				
d	Actual expenses for parsonage	4d				
e	Actual expenses for utilities	4e				
f	Total actual expenses for parsonage and utilities (add lines 4d and 4e)	4f				
g	FRV* of home, plus the cost of utilities	4g				
h	Enter the smaller of line 4c, 4f, or 4g	4h				
i	Excess allowance (subtract line 4h from line 4c)	4i				
5	Ministerial income (for columns (a), (b), and (c), add lines 1 through 4i)	5		37,180		37,180
6	<p>Percentage of tax-free income: $\frac{\text{Total tax-free income (line 5(b))}}{\text{Total income (line 5(c))}} = \frac{\\$}{\\$37,180} = \text{\% }^{**}$</p>					

* FRV (Fair Rental Value): As determined objectively and between unrelated parties, what it would cost to rent a comparable home (including furnishings) in a similar location.

** This percentage of your ministerial expenses won't be deductible. Use Worksheet 2 to figure your allowable deductions.

Figuring Net Self-Employment Income for Schedule SE (Form 1040)

Worksheet 3

2018

Name(s) as shown on return

Tax ID Number

Maria Lee

456-78-9012

1	W-2 salary as a minister (from box 1 of Form W-2)	1	52,120
2	Net profit from Schedule C, line 31; or Schedule C-EZ, line 3	2	
3a	Parsonage or rental allowance (from Worksheet 1, line 3a or 4a)	3a	35,000
b	Utility allowance (from Worksheet 1, line 3b or 4b)	3b	
c	Total allowance (add lines 3a and 3b)	3c	35,000
4	Add lines 1, 2, and 3c	4	87,120
5	Schedule C or C-EZ expenses allocable to tax-free income (from Worksheet 2, line 6)	5	
6	Total business expenses not deducted in lines 1 and 2 above (amount from line 5)	6	
7	Net self-employment income. Subtract line 6 from line 4. Enter here and on Schedule SE, Section A, line 2; or Section B, line 2.	7	87,120

Figuring Net Self-Employment Income for Schedule SE (Form 1040)

Worksheet 3
2018

Name(s) as shown on return

Tax ID Number

John Lee

567-89-0124

1	W-2 salary as a minister (from box 1 of Form W-2)	1	37,180
2	Net profit from Schedule C, line 31; or Schedule C-EZ, line 3	2	
3a	Parsonage or rental allowance (from Worksheet 1, line 3a or 4a)	3a	
b	Utility allowance (from Worksheet 1, line 3b or 4b)	3b	
c	Total allowance (add lines 3a and 3b)	3c	
4	Add lines 1, 2, and 3c	4	37,180
5	Schedule C or C-EZ expenses allocable to tax-free income (from Worksheet 2, line 6)	5	
6	Total business expenses not deducted in lines 1 and 2 above (amount from line 5)	6	
7	Net self-employment income. Subtract line 6 from line 4. Enter here and on Schedule SE, Section A, line 2; or Section B, line 2.	7	37,180

QBI Explanation Worksheet

Form 1040

(Keep for your records)

2018

Name(s) as shown on return

Tax ID Number

Maria & John Lee

456-78-9012

Name of business activity Schedule C: Minister

1. Gain or loss per form or schedule	400
2. Pre-2018 loss suspended for basis limitation allowed in current year	
3. Pre-2018 at-risk carryover allowed in current year	
4. Pre-2018 passive loss carryover allowed in current year	
5. Ordinary gain (loss) from Form 4797	
6. Unreimbursed partnership expenses, including Section 179	()
7. Deductible part of self-employment tax.	(28)
8. Self-employed SEP, SIMPLE, and qualified plans	()
9. Self-employed health insurance deduction	()
10. Combine all amounts shown above. This is the qualified business income (QBI) for this activity. enter this amount on line 1 of the Simplified QBI worksheet, or on line 2 of the Complex QBI worksheet	372

Note: The Tax Cuts and Jobs Act and the related proposed regulations state that losses or deductions that were disallowed, suspended, limited, or carried over from taxable years ending before January 1, 2018 (including under sections 465, 469, 704(d), and 1366(d)), are not taken into account in a later taxable year for purposes of computing QBI.

QBI Explanation Worksheet

Form 1040

(Keep for your records)

2018

Name(s) as shown on return

Tax ID Number

Maria & John Lee

456-78-9012

Name of business activity Schedule C: Minister

1. Gain or loss per form or schedule	650
2. Pre-2018 loss suspended for basis limitation allowed in current year	
3. Pre-2018 at-risk carryover allowed in current year	
4. Pre-2018 passive loss carryover allowed in current year	
5. Ordinary gain (loss) from Form 4797	
6. Unreimbursed partnership expenses, including Section 179	()
7. Deductible part of self-employment tax.	(46)
8. Self-employed SEP, SIMPLE, and qualified plans	()
9. Self-employed health insurance deduction	()
10. Combine all amounts shown above. This is the qualified business income (QBI) for this activity. enter this amount on line 1 of the Simplified QBI worksheet, or on line 2 of the Complex QBI worksheet	604

Note: The Tax Cuts and Jobs Act and the related proposed regulations state that losses or deductions that were disallowed, suspended, limited, or carried over from taxable years ending before January 1, 2018 (including under sections 465, 469, 704(d), and 1366(d)), are not taken into account in a later taxable year for purposes of computing QBI.